

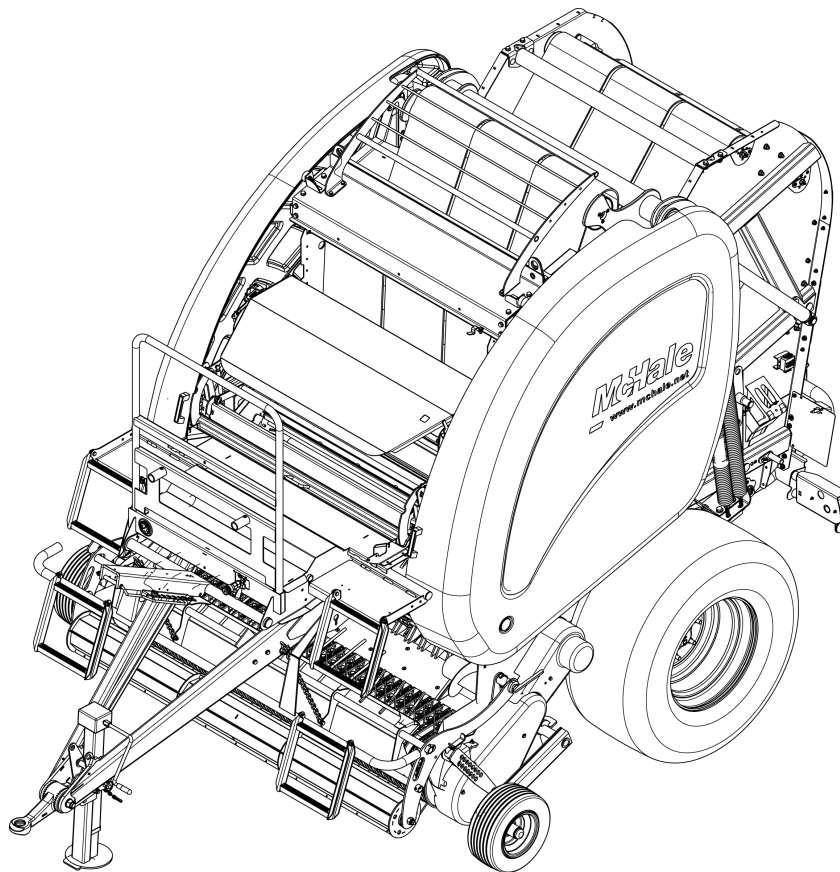
McHale V660



QUALITY

I.S. EN ISO 9001:2015

NSAI Certified



V660 Spare Parts Book

[Serial No. 801284 to 805000]

McHale,
Ballinrobe,
Co. Mayo, Ireland.

Tel: +353 94 9520300

Fax: +353 94 9520356

Email: sales@mchale.net

Website: www.mchale.net

This page is intentionally left blank

Introduction

The **McHale V660** which you have purchased has been developed through years of constant research and development. Given proper care and attention the **V660** will give years of reliable and dependable performance. However it is important that the operators manual is read and fully understood to achieve this, **before** the machine is operated. As part of this philosophy it is vital to use only **genuine McHale** replacement parts, as these are manufactured to the same high standard as the original machine. These may be obtained through your **McHale** dealer.

If any part of this manual is not fully understood, please contact your **McHale** dealer who will be able to answer any questions or queries that you might have. It is important to quote the machine serial number when requiring spare parts or technical assistance. Space is provided below to record the machine details:

Serial number:	
Year of manufacture:	
Date of delivery:	

If you require further copies of this spare parts manual please
quote part number CLT00606

Note: Parts described as left and right are done so according to the direction that the machine normally travels in.

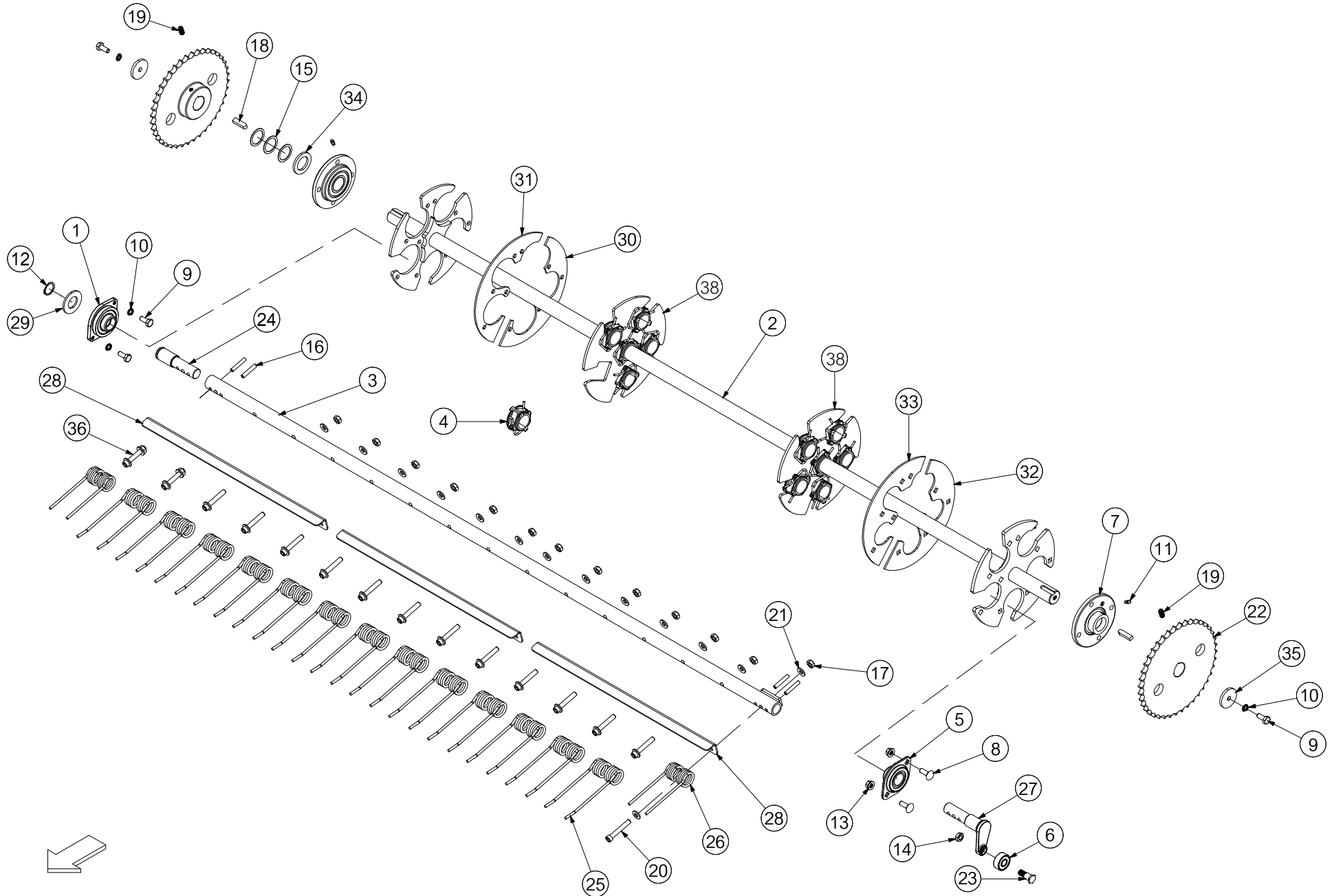
Note: Due to a policy of continuous product development and improvement *McHale Engineering* reserve the right to alter machine specifications without prior notice.

Contents

Section	Page	Document	Section	Page	Document
Pick-up unit			Axle brake actuator brackets	54	SPD00693
Pick-up reel shaft (805)	6	SPD00805	Handbrake (691)	56	SPD00691
Pick-up reel shaft flex [Camless] (977)	8	SPD00977	Air brake kit (695)	58	SPD00695
Pick-up reel chassis (804)	10	SPD00804	Chassis (1025)	60	SPD01025
Pick-up reel chassis flex [Camless] (978)	12	SPD00978	Chains & Belts (872)	62	SPD00872
Pick-up 3 (899)	14	SPD00899	Panels (873)	64	SPD00873
Pick-up 4 (896)	16	SPD00896	Bale chamber		
Pick-up 5 (897)	18	SPD00897	Front chamber LHS 1 (850)	66	SPD00850
Pick-up drop floor (668)	20	SPD00668	Front chamber LHS 2 (851)	68	SPD00851
Pick-up drop floor suspension (971)	22	SPD00971	Front chamber RHS (852)	70	SPD00852
Pick-up drop floor select (803)	24	SPD00803	Rear chamber door 1 [Up to Serial No 801988] (848)	72	SPD00848
Pick-up drop floor suspension select (976)	26	SPD00976	Rear chamber door 1 [From Serial No 801989] (906)	74	SPD00906
Crop roller [On Fusion-F5-V6 from Serial No 655681-706661-800616] (775)	28	SPD00775	Rear chamber door 2 [Up to V6 Serial No 802077 + Vario 900071] (849)	76	SPD00849
Crop roller [Camless] (966)	30	SPD00966	Rear chamber door 2 [From V6 Serial No 802078 + Vario 900072] (919)	78	SPD00919
PTO shaft & Gearbox			Moving roller (854)	80	SPD00854
PTO shaft [WWE2480]	32	SPD00491	Tension arm rollers (858)	82	SPD00858
Gearbox 1 (605)	34	SPD00605	Top drive roller (639)	84	SPD00639
Gearbox 2 (135)	36	SPD00135	Top cleaning auger (963)	86	SPD00963
Chassis			Bottom drive roller (640)	88	SPD00640
Drawbar (952)	38	SPD00952	Mid cleaning auger (646)	90	SPD00646
Screw type jack (349)	40	SPD00349	Small idle roller (645)	92	SPD00645
Steps & Platform [From Serial No 801045 to 805000] (839)	42	SPD00839	Top pressed roller [From Serial No 800350] (770)	94	SPD00770
Bale damper [Up to Serial No 803256] (642)	44	SPD00642	Bottom pressed roller (643)	96	SPD00643
Bale damper [From Serial No 803257] (999)	46	SPD00999	Slatted roller (641)	98	SPD00641
Axle & wheels (773)	48	SPD00773	Lower rear door rollers (867)	100	SPD00867
Axle braked (838)	50	SPD00838	Rear door rollers (859)	102	SPD00859
Axle Air-brake [From Serial No 802238 On] (951)	52	SPD00951	Bale shape indicator [Up to serial no 801349] (657)	104	SPD00657

Section	Page	Document	Section	Page	Document
Bale shape indicator [V6 Serial No 801350 to 805000 & Vario up to Serial No 900339] (865)	106	SPD00865			
Netter					
Netter 1 (855)	108	SPD00855			
Netter 2 (856)	110	SPD00856			
Net tensioner (857)	112	SPD00857			
Hydraulic & Electrical					
Hydraulic layout V660 [Up to Serial No 802458] (652)	114	SPD00652			
Hydraulic layout V660 [From Serial No 802459+] (957)	116	SPD00957			
Hydraulic valve door tension (844)	118	SPD00844			
Valve knives & floor [Used on all F5500 & on V660 from Serial No 800276+] (801)	120	SPD00801			
Hydraulic rams pick-up reel CRA00186 (182)	122	SPD00182			
Hydraulic rams - roller & net reset rams (846)	124	SPD00846			
Grease pipes V6 (871)	126	SPD00871			
Oil system 1 (619)	128	SPD00619			
Oil & Grease fittings (553)	130	SPD00553			
Electrical control [Up to Serial No 801349] (697)	132	SPD00697			
Electrical control V6 [From Serial No 801350] (868)	134	SPD00868			
Expert plus control unit (1075)	136	SPD01075			
Electrical lighting kit [Used on V6 up to Serial No 801988] (197)	138	SPD00197			
Electrical lighting kit [From Serial No 801989] (907)	140	SPD00907			
Decals					
Decals 1 (755)	142	SPD00755			
Decals 2 (756)	144	SPD00756			
Decals 3 (895)	146	SPD00895			
Decals 4 (799)	148	SPD00799			

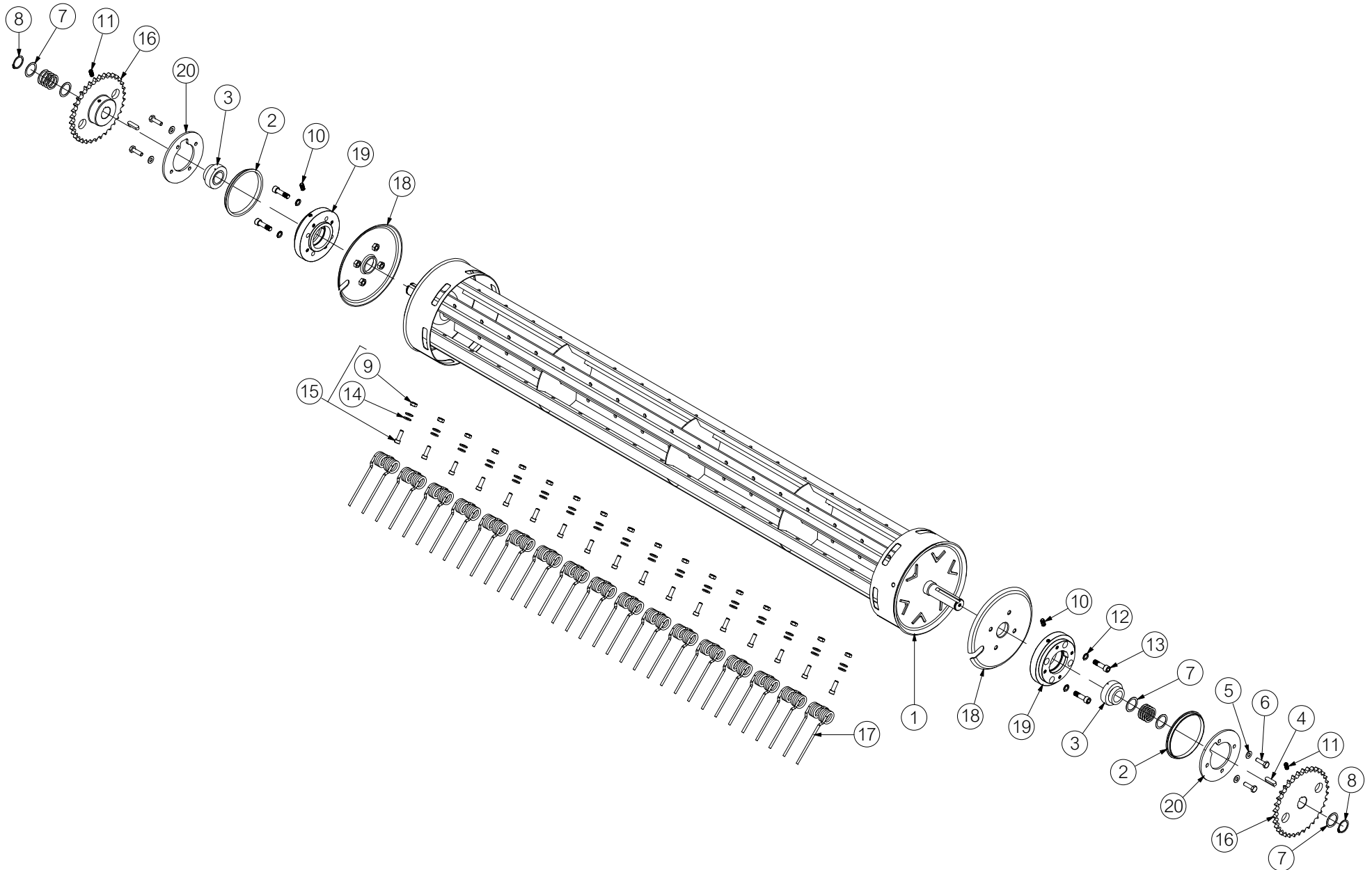
Pick-up reel shaft (805)



No.	Part No	Description	Qty
1	ACH02226	REEL BEARING FLOATING ASSY	5
2	ACN00046	PICK UP REEL SHAFT ASSY 5 BAR	1
<i>5 TINE BAR REEL (SHOWN)</i>			
2	ACH00309	PICK UP REEL SHAFT ASSY 4 TINE	1
<i>USED ON 4 TINE BAR REEL ONLY</i>			
3	ALA00046	TINE BAR ASSY REEL	5
4	ALA00177	BUSHING CENTER (ASSY) REEL	12
5	CBR00072	BEARING INA 2 BOLT RAE 30 NPPB	5
6	CBR00081	BEARING CAM INA LR 5202 NPPU	5
7	CBR00092	BEARING CIRCR FLNGE INA PME 35	2
8	CFA00017	SETSCREW M10X30 CUP SQ Z/P	10
9	CFA00024	SETSCREW M10X25 Z/P	12
10	CFA00137	WASHER SPRING 10MM H.D Z/P	12
11	CFA00217	GREASE NIPPLE M6X1.0 ST	2
12	CFA00402	CIRCLIP 30MM EXTERNAL	5
13	CFA00443	NUT M10 SERRATED FLANGE (DIN 6923)	10
14	CFA00446	NUT M12 HEXAGON LOCK/HALF NUT	5
15	CFA00512	SHIM 35X45X1.0 Z/P	3
16	CFA00538	SPIROL PIN 8X45 S/C	20
17	CFA00541	NUT M10 BRINKS SELF LOCKING	5
18	CFA00624	KEY 10x8x40 STRAIGHT	2
19	CFA00625	M10 x 20 GRUBSCREW	2
20	CFA00725	BOLT M10X65 SOC CAP	5
21	CFA02244	TINE BOLT WASER FOR P/U REEL	10
22	CMH00621	PLATWEHEEL 3/4" PITCH 40 T	2
23	CMH00672	BOLT SHOULDER 3/4" H	5
24	CMH00843	SHAFT 30X125 STEPPED & C-HOLES	5
25	CTN00008	TINE PICK UP REEL BA	65
26	CTN00014	TINE STRAIGHT PICK UP REEL	10
27	CTP00251	CAM AXLE (FORGED)	5
28	CZC02139	3MM L PU TINE BAR ANGLE 8 HOLE	5
<i>USED ALONG WITH CZC02140 UP TO SERIAL No 709517 (F5), 802178 (V6)</i>			
28	CZC02140	3MM L PU TINE BAR ANGLE 7 HOLE	5
<i>USED ALONG WITH CZC02139 UP TO SERIAL No 709517 (F5), 802178 (V6)</i>			
28	CZC04325	3MM L PU TINE BAR ANGLE 5 HOLE	15
<i>USED FROM SERIAL No 709518 (F5), 802179 (V6)</i>			
29	CZD02325	4MM L WASHER 30X58X4 Z/P	5
30	CZD04424	4MM L GRASS GUARD 5 TINE BAR REEL	1
31	CZD04425	GRASS GUARD 5 TINE BAR REEL	1
<i>USED ON 5 TINE BAR REEL ONLY (SHOWN)</i>			
31	CZD02285	4MM L REEL GRASS PLATE 4 TINE	4
<i>USED ON 4 TINE BAR REEL ONLY</i>			
32	CZD04701	4MM L REEL SHAFT BOLT ON END PLATE	1
33	CZD04702	4MM L REEL SHAFT BOLT ON END PLATE	1
34	CZE00156	5MM L WASHER 35X55X5 Z/P	1
35	CZF02215	6MM L WASHER 10.5X50X6 Z/P	2
36	KST00058	KIT BOLTS FOR PICKUP TINES X10	7
<i>INCLUDES BOLTS, NUTS & WASHERS (SOLD IN MULTIPLES OF 10)</i>			
38	APU00005	5 TINE CENTER DISK REPAIR KIT	2
<i>(INCLUDES ITEM 4) QTY WAS 1x PRIOR TO SERIAL No 709518 (F5), 802179 (V6)</i>			

No.	Part No	Description	Qty
-----	---------	-------------	-----

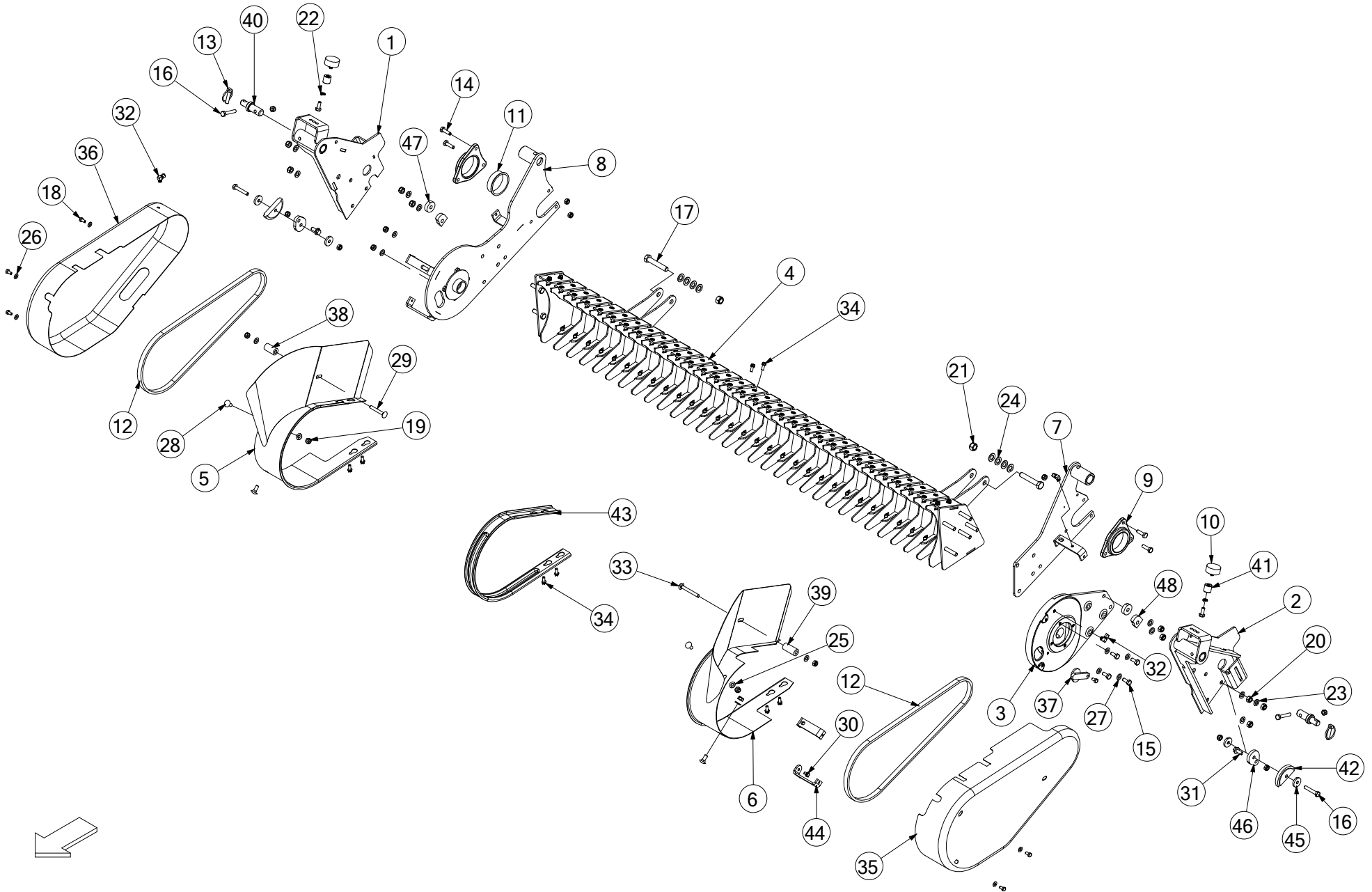
Pick-up reel shaft flex [Camless] (977)



No. Part No	Description	Qty
1 KST00099	CAMLESS REEL DRUM RETROFIT KIT <i>UP TO SERIAL No 664795 (FUSION 3), 712937 (F5), 805675 (V6) & 900611 (VARIO)</i>	1
1 APU00010	CAMLESS REEL ROTOR WELD ASSEM <i>FROM SERIAL No 664796 (FUSION 3), 712938 (F5), 805676 (V6) & 900612 (VARIO)</i>	1
2 CBR00327	135MM FLANGE BEARING (GFM 135140-10.5)	2
3 CBR00328	35MM SPHERICAL BEARING GRAE 35 NPPB <i>UP TO SERIAL No 664795 (FUSION 3), 712937 (F5), 805675 (V6) & 900611 (VARIO)</i>	2
3 CBR00361	40MM SPHERICAL BEARING GRAE 40 NPPB <i>FROM SERIAL No 664796 (FUSION 3), 712938 (F5), 805676 (V6) & 900612 (VARIO)</i>	2
4 CFA00046	KEY 10X8X35 <i>REPLACES CFA00239 (KEY 10X8X40)</i>	2
5 CFA00251	WASHER SKM10	8
6 CFA00311	SETSCREW M10X35 Z/P	8
7 CFA00512	SHIM 35X45X1.0 Z/P <i>UP TO SERIAL No 664795 (FUSION 3), 712937 (F5), 805675 (V6) & 900611 (VARIO)</i>	14
7 CFA00265	SHIM 40X50X1.0 <i>FROM SERIAL No 664796 (FUSION 3), 712938 (F5), 805676 (V6) & 900612 (VARIO)</i>	14
8 CFA00514	CIRCLIP 35MM EXTERNAL DIN 471 <i>UP TO SERIAL No 664795 (FUSION 3), 712937 (F5), 805675 (V6) & 900611 (VARIO)</i>	2
8 CFA00551	CIRCLIP 40MM EXTERNAL DIN 471 <i>FROM SERIAL No 664796 (FUSION 3), 712938 (F5), 805676 (V6) & 900612 (VARIO)</i>	2
9 CFA00541	NUT M10 BRINKS SELF LOCKING <i>PART OF KIT (ITEM 15)</i>	102
10 CFA00550	ROTOR BEARING GREASE FITTING 6MM X 1/8" M/M	2
11 CFA00625	M10 x 20 GRUBSCREW	2
12 CFA00799	WASHER M12 NORDLOC	8
13 CFA01095	BOLT M12X45 SOC CAP ZP 10.9	8
14 CFA02244	TINE BOLT WASER FOR P/U REEL <i>PART OF KIT (ITEM 15)</i>	204
15 KST00065	TINE BOLT KIT SOC CAP (M10X30) <i>INCLUDES NUTS & WASHERS (ITEMS 9 & 14) SOLD IN MULTIPLES OF 10</i>	11
16 CMH01122	PLATEWEHEEL 3/4 PITCH 34T (35MM BORE) <i>UP TO SERIAL No 664795 (FUSION 3), 712937 (F5), 805675 (V6) & 900611 (VARIO)</i>	2
16 CMH01908	PLATEWEHEEL 3/4 PITCH 34 T (40MM BORE) <i>FROM SERIAL No 664796 (FUSION 3), 712938 (F5), 805676 (V6) & 900612 (VARIO)</i>	2
17 CTN00025	TYNE CAMLESS REEL	102
18 CTP00467	CAMLESS REEL GRASS CENTER DISK	2
19 CTP00490	FLEX CAMLESS PIVOT BUSH (35MM BRG) <i>UP TO SERIAL No 664795 (FUSION 3), 712937 (F5), 805675 (V6) & 900611 (VARIO)</i>	2
19 CTP00609	CAMLESS PIVOT BUSH (40MM BEARING) <i>FROM SERIAL No 664796 (FUSION 3), 712938 (F5), 805676 (V6) & 900612 (VARIO)</i>	2
20 CZF07489	6MM L COVER PLATE FLEXI CAMLESS	2

No. Part No	Description	Qty
-------------	-------------	-----

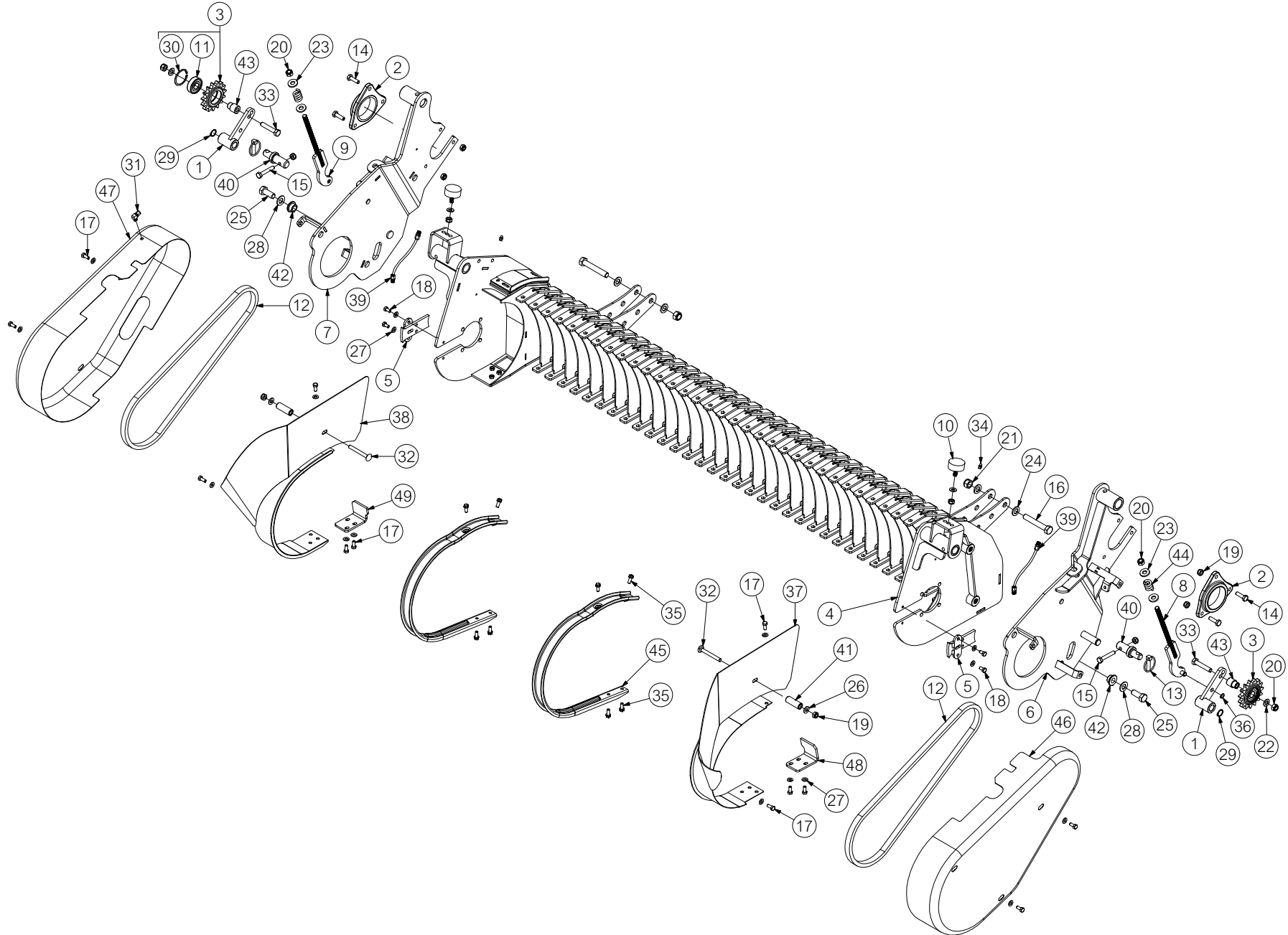
Pick-up reel chassis (804)



No.	Part No	Description	Qty
1	ACH00298	REEL WELD ASSY OUTER (RIGHT)	1
2	ACH00301	REEL WELD ASSY OUTER (LEFT)	1
3	ACH00308	CAM TRACK ASSY	1
<i>INCLUDES ITEMS 15, 27, 30, 44 & CTP00252</i>			
3	CTP00252	CAM TRACK CAST	1
3	ACH00354	CAM TRACK (DUTCH)	1
<i>FOR DUTCH MACHINES ONLY</i>			
4	ACH01004	REEL BACK PLATE WELD ASSY	1
5	ACH02315	OUTER BAND RHS	1
6	ACH02316	OUTER BAND LHS	1
7	ACH02351	REEL INNER BRACKET LEFT FUSION II	1
8	ACH02352	REEL INNER BRACKET RIGHT FUSION II	1
9	ALA00314	PICKUP REEL PIVOT BRACKET KIT	1
<i>KIT CONTAINS 2 HOUSINGS & 2 IIGUS BEARINGS (ITEM 11)</i>			
10	CBE00182	BUFFER RUBBER 50X21 M10X13	2
11	CBR00274	BEARING IGLIDUR GFM-7680-25	2
12	CCH02026	CHAIN ASA60H 3/4" 78 INC LINK	2
<i>(IF AUGER SPROCKET IS 19T USE AS IS & IF AUGER SPROCKET IS 15T REMOVE 2 LINKS)</i>			
13	CFA00005	LINCH PIN 10MM	2
14	CFA00016	BOLT M10X35	4
15	CFA00024	SETSCREW M10X25 Z/P	6
16	CFA00027	BOLT M10X60 Z/P	4
17	CMH02848	PIN CLEVIS 16X85 + DIA 4 C.HOLE	2
<i>REPLACES M16X90 BOLT CFA00040</i>			
18	CFA00101	SETSCREW M8X16 Z/P	7
19	CFA00123	NUT M10 NYLOC	20
20	CFA00124	NUT M12 NYLOC	10
21	CFA00450	SPLIT PIN 4X36 ZP	2
<i>REPLACES M16 NYLOC NUT CFA00128</i>			
22	CFA00137	WASHER SPRING 10MM H.D Z/P	2
23	CFA00138	WASHER FLAT 12MM Z/P	10
24	CFA00140	WASHER FLAT 16MM Z/P	8
25	CFA00201	WASHER FLAT 10 MM Z/P	6
26	CFA00249	WASHER SKM8	6
27	CFA00251	WASHER SKM10	8
28	CFA00442	SETSCREW M10X25 CUP SQ	4
29	CFA00474	BOLT M10X70 CUP SQUARE ZP	1
30	CFA00492	SETSCREW M8X12 FLANGED Z/P	2
31	CFA00520	SETSCREW M10X25 FLD ZP	2
32	CFA00542	OILER FITTING 90 DEG 1/8" BSP	3
<i>FITTING WITH NUT & OLIVE (USED ON FUSION ONLY)</i>			
32	CFA02253	90 DEG. 1/8" 4MM QUICK CONNECTOR	3
<i>PUSH-IN FITTING (USED ON F5 & V6 ONLY)</i>			
33	CFA00546	BOLT M10X85 CUP HEAD SQ Z/P	1
34	CFA00766	SETSCREW M8X20 FLANGED DIN6921 Z/P	130
34a	CFA00764	INSERT THREADED M8 (REEL)	130
<i>REPLACEMENT THREADED INSERTS FOR ITEM 4 (IF THREADING GETS DAMAGED)</i>			
35	CGD00034	GUARD REEL LEFT HAND	1
36	CGD00036	GUARD REEL RIGHT SIDE	1
37	CGD00050	CAM TRACK BLANKING CAP	1

No.	Part No	Description	Qty
38	CMH00740	BUSH 12X25X45	1
39	CMH00741	BUSH 12X25X55	1
40	CMH01035	PIN 25X97 AND 12MM CH (Z/P)	2
41	CMH01088	BUSH 10X25X25 THREADED Z/P	2
42	CPL00043	PLASTIC CHAIN TENSIONER (REEL)	2
43	CTP00048	BAND PICK UP REEL (BALER)	29
44	CZF04369	6MM L CAM TRACK BRAC	2
45	CZF05111	6MM L PART SPACER	4
46	CZH02907	10MM L WASHER 10X50 FLAT SIDE ZP	2
47	CZI02045	12MM L WASHER 39.5X12.5X12	2
48	CZI02046	12MM L WASHER DOWEL	2

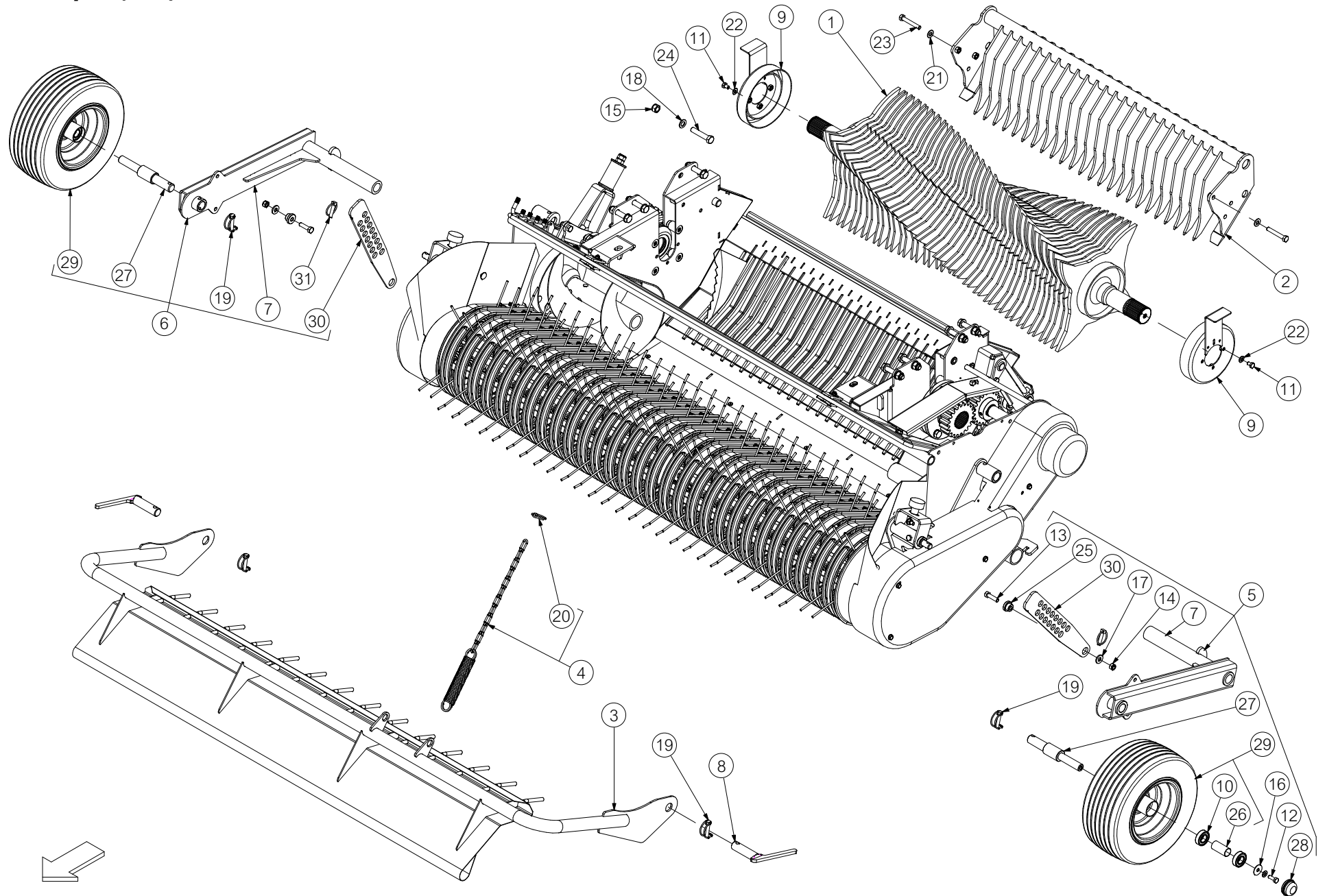
Pick-up reel chassis flex [Camless] (978)



No.	Part No	Description	Qty
1	ACH02939	CHAIN TENSIONER ARM WELD ASSEM (FLEXI)	2
2	ALA00285	REEL PIVOT BRACKET IGIDILUR	2
3	ALA00700	TENSIONER SPROCKET ASSEMBLY V6	2
<i>INCLUDES ITEMS 11 & 30</i>			
4	APU00015	FLEXI CAMLESS REEL BACK WELD ASSEM	1
5	APU00017	SIDE WALL COVER PLATE (FLEXI)	2
6	APU00018	FLEXI SIDE WALL WELD ASSEM (LHS)	1
7	APU00019	FLEXI SIDE WALL WELD ASSEM (RHS)	1
8	APU00020	CHAIN TENSIONER ADJUSTER WELD ASSEM (FLEXI)	1
9	APU00021	CHAIN ADJUSTER WELD ASSEM	1
10	CBE00002	BUFFER RUBBER 50X21 M10X28	2
11	CBR00066	BEARING 6304 2RS	2
12	CCH00195	CHAIN ASA60H 3/4 76 P INC JOINERLINK	2
<i>(IF AUGER SPROCKET IS 19T USE AS IS & IF AUGER SPROCKET IS 15T REMOVE 2 LINKS)</i>			
13	CFA00005	LINCH PIN 10MM	2
14	CFA00016	BOLT M10X35	6
15	CFA00027	BOLT M10X60 Z/P	2
16	CMH02848	PIN CLEVIS 16X85 + DIA 4 C.HOLE	2
<i>REPLACES M16X90 BOLT CFA00040</i>			
17	CFA00052	SETSCREW M8X20 Z/P	16
18	CFA00101	SETSCREW M8X16 Z/P	4
19	CFA00123	NUT M10 NYLOC	12
20	CFA00124	NUT M12 NYLOC	4
21	CFA00450	SPLIT PIN 4X36 ZP	2
<i>REPLACES M16 NYLOC NUT CFA00128</i>			
22	CFA00138	WASHER FLAT 12MM Z/P	2
23	CFA00139	WASHER FLAT 12MM H/D Z/P	4
24	CFA00140	WASHER FLAT 16MM Z/P	4
25	CFA00151	SETSCREW M16X40 Z/P	2
26	CFA00201	WASHER FLAT 10 MM Z/P	4
27	CFA00249	WASHER SKM8	20
28	CFA00252	WASHER SKM16	2
29	CFA00339	CIRCLIP 20MM EXTERNAL	2
30	CFA00461	CIRCLIP 52MM INTERNAL DIN 472	2
31	CFA00542	OILER FITTING 90 DEG 1/8 BSP	1
<i>FITTING WITH NUT & OLIVE (USED ON FUSION ONLY)</i>			
31	CFA02253	90 DEG 1/8 4MM QUICK CONNECTOR	1
<i>PUSH-IN FITTING (USED ON F5 & V6 ONLY)</i>			
32	CFA00546	BOLT M10X85 CUP HEAD SQ Z/P	2
33	CFA00579	BOLT M12X65 ZP	2
34	CFA00590	GREASE NIPPLE 1/8" BSP ST	2
35	CFA00766	SETSCREW M8X20 FLANGED DIN6921 Z/P	132
35a	CFA00764	INSERT THREADED M8 (REEL)	132
<i>REPLACEMENT THREADED INSERTS FOR ITEM 4 (IF THREADING GETS DAMAGED)</i>			
36	CFA01053	CIRCLIP 12MM EXTERNAL Z/P DIN 471	2
37	CGD00375	OUTER GUARD GRASS BAND LHS	1
38	CGD00376	OUTER GUARD GRASS BAND RHS	1
39	CHY01096	6MM FLEXI CAMLESS GREASE PIPE ASSEM	2
40	CMH01035	PIN 25X97 AND12MM CH (Z/P)	2
41	CMH02687	BUSH 20 X 12 X 56	2

No.	Part No	Description	Qty
42	CMH02713	35 X 25 STEPPED BUSH	2
43	CMH02744	BUSH 34 X 25 STEPPED	2
44	CSG00297	SPRING 6 X 25 X 35	2
45	CTP00456	BAND CAMLESS REEL	33
46	CTP00471	FLEXI CAMLESS SIDE GUARD PRESSED (DS)	1
47	CTP00472	FLEXI CAMLESS SIDE GUARD PRESSED (NDS)	1
48	CZF07108	6MM L DRUM CLEANER PLATE	1
49	CZF07109	6MM L DRUM CLEANER PLATE	1

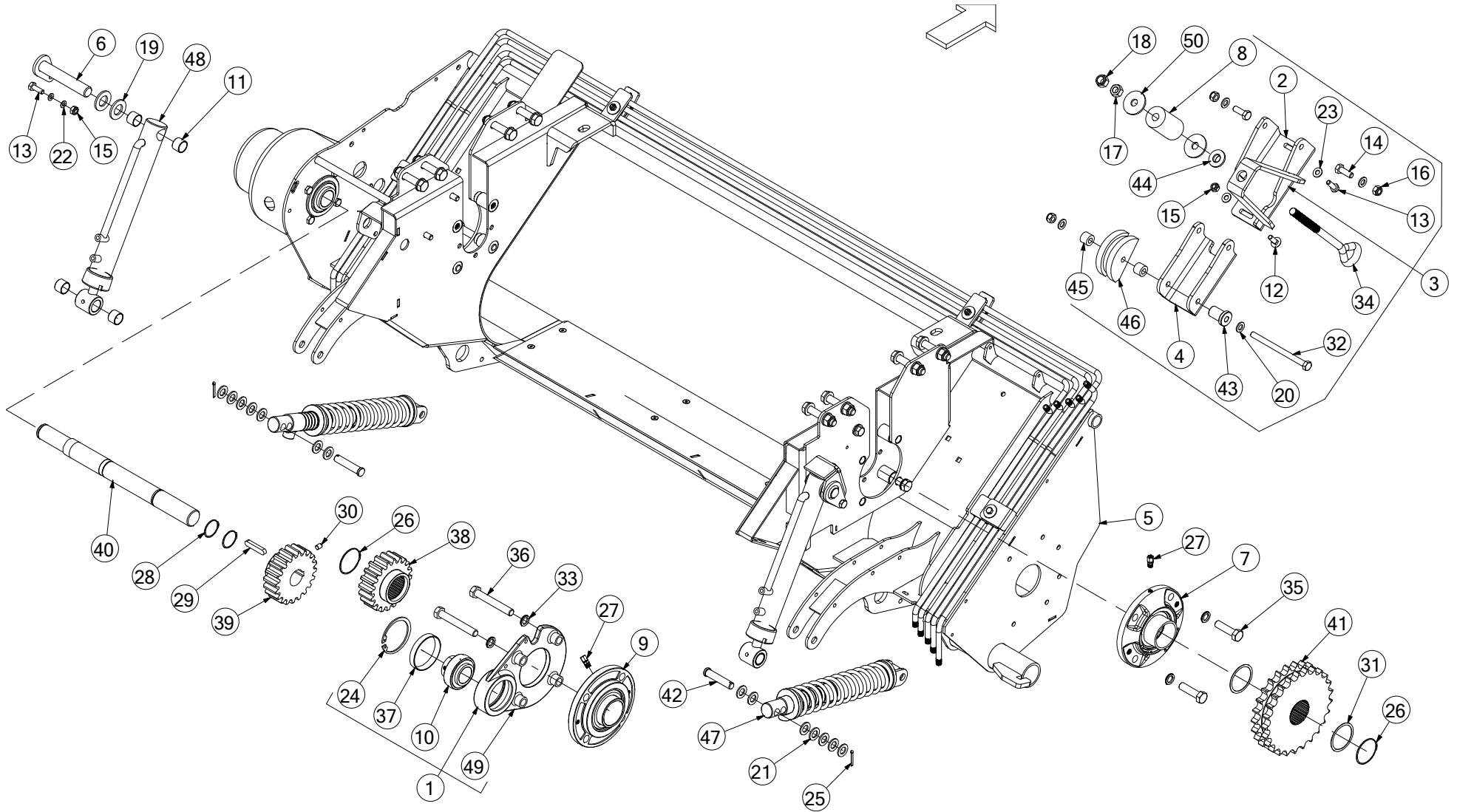
Pick-up 3 (899)



No. Part No	Description	Qty
1 ACH00317	ROTOR 23 - 25 KNIFE WELD Ø500 <i>USED ON F5600 UP TO SERIAL No 710485 & ON V660 UP TO SERIAL No 802925 (STANDARD FLOOR)</i>	1
1a CZF02684	6MML ROTOR PLATE (23-25 KNIFE) <i>REPLACEMENT ROTOR FINGER PLATE (NOTE: THERE ARE 2 FINGER PLATES PER FLIGHT)</i>	2
1 ACH01448	ROTOR 25 KNIFE WELD ASM Ø540MM <i>USED ON SUSPENSION FLOORS ONLY FROM SERIAL No 710486 (F5600) & 802926 (V660)</i>	1
1a CZF07132	6MM L ROTOR PLATE 540 OD <i>REPLACEMENT (ACH01448) ROTOR FINGER PLATE (NOTE: THERE ARE 2 FINGER PLATES PER FLIGHT)</i>	2
1 ACH00573	ROTOR 15 KNIFE WELD ASM Ø500MM <i>USED ON V660 UP TO SERIAL No 803232 (STANDARD FLOOR)</i>	1
1a CZG02136	8MM L ROTOR PLATE (0-15 KNIFE) <i>REPLACEMENT ROTOR FINGER PLATE (NOTE: THERE ARE 2 FINGER PLATES PER FLIGHT)</i>	2
1 ACH01531	ROTOR 15 KNIFE WELD ASM Ø540MM <i>USED ON V660 FROM SERIAL No 803233 (SUSPENSION FLOOR)</i>	1
1a CZG04740	8MM L ROTOR PLATE 540 OD <i>REPLACEMENT (ACH01531) ROTOR FINGER PLATE (NOTE: THERE ARE 2 FINGER PLATES PER FLIGHT)</i>	2
1 ACH02958	KOREA BIG ROTOR 2 STAR Ø540 HD 7K <i>KOREAN (2 STAR ROTOR) MACHINES FROM SERIAL No 710802 ONWARDS (F5 SERIES)</i>	1
1 ACH02933	KOREAN ROTOR 2 STAR HEAVY DUTY 7K <i>KOREAN (2 STAR ROTOR) MACHINES FROM SERIAL No 710461 TO 710801 (F5 SERIES)</i>	1
1 ACH01353	KOREAN ROTOR (12MM FINGERS) 2 STAR <i>KOREAN (2 STAR ROTOR) MACHINES FROM SERIAL No 708408 TO 710460 (F5) & 801547 (V6) REPLACES ACH01089</i>	1
2 ALA00631	COMB 25 KNIFE F5000 RANGE <i>25 KNIFE F5000 MACHINES FROM SERIAL No 708118</i>	1
2 ACH00324	COMB 23K WELD ASSY F5 <i>23 KNIFE F5000 MACHINES UP TO SERIAL No 708117</i>	1
2 ALA00634	COMB 25 KNIFE V6 RANGE <i>25 KNIFE V660 MACHINES FROM SERIAL No 801430</i>	1
2 ACH02471	COMB 23 KNIFE BELT V660 MKII <i>23 KNIFE V660 MACHINES UP TO SERIAL No 801429</i>	1
2 ACH01046	COMB 15 KNIFE BELT BALER V660 MKII <i>15 KNIFE V660 MACHINES ONLY</i>	1
2 ACH02935	COMB F5000 KOREAN 2 STAR HD ROTOR 7K <i>KOREAN FIXED CHAMBER MACHINES (F5000 FROM SERIAL No 710461)</i>	1
2 ACH02619	COMB ASSY KOREA (2 STAR ROTOR) <i>KOREAN FIXED CHAMBER MACHINES (F5000 FROM SERIAL No 708408 TO 710460) REPLACES ACH02415</i>	1
2 ACH01385	COMB ASSY V660 KOREA (2 STAR ROTOR) <i>KOREAN VARIABLE CHAMBER MACHINES ONLY (V660)</i>	1
3 ACH01206	GRASS GUARD CHOPPER UNIT F550 <i>STD F5000 MACHINES ONLY</i>	1
4 ACN00042	GRASS COVER SPRING ASSY <i>INCLUDES ITEM 20</i>	1
5 ADB00051	PICKUP WHEEL COMP ASSY STD BALER	1
6 ADB00051	PICKUP WHEEL COMP ASSY STD BALER	1
7 ADB00052	PICKUP WHEEL ASSY ST BALER	2
8 ALA00035	HINGE PIN REEL FRONT	2
9 ARC00227	GRASS GUARD 23K ROTOR END SPUN <i>23-25 KNIFE MACHINES ONLY</i>	2
9 ARC00182	ROTOR SEAL RING ASSY (KOREA) M10 <i>15 KNIFE & KOREAN MACHINES ONLY</i>	2
10 CBR00009	BEARING 6205 2RS	4
11 CFA00022	SETSCREW M10X16 Z/P	6
12 CFA00031	SETSCREW M12X25 Z/P	2

No. Part No	Description	Qty
13 CFA00079	BOLT M12X45	2
14 CFA00124	NUT M12 NYLOC	2
15 CFA00128	NUT M16 NYLOC	8
16 CFA00250	WASHER SKM12	2
16 CFA00718	WASHER MUDWING A13 Z/P	2
16 CFA00720	WASHER FLAT M26 Z/P DIN126	2
17 CFA00139	WASHER FLAT 12MM H/D Z/P	2
18 CFA00140	WASHER FLAT 16MM Z/P	16
19 CFA00194	LINCH PIN PIPE 10MMX50MM	4
20 CFA00202	LINCH PIN 6MM	1
21 CFA00250	WASHER SKM12	4
22 CFA00251	WASHER SKM10	6
23 CFA00777	BOLT M12X80 GRADE 10.9 S/C	4
24 CFA00498	BOLT M16 X 80 Z/P	8
25 CMH00771	BUSH 12X35 STEPPED	2
26 CMH00838	BUSH 27X30.25X62 REEL WHEEL	2
27 CMH00962	PIN 30X200 STEPPED	2
28 CTP00070	DUST CAP 170/60-8 VREDESTEIN	2
29 CWH00037	WHEEL 170/60-8 V64+ 6PLY PICK-UP <i>INCLUDES ITEMS 10 & 26</i>	2
30 CZG04245	8MM L WHEEL GUIDE PART	2
31 CFA00005	LINCH PIN 10MM	2

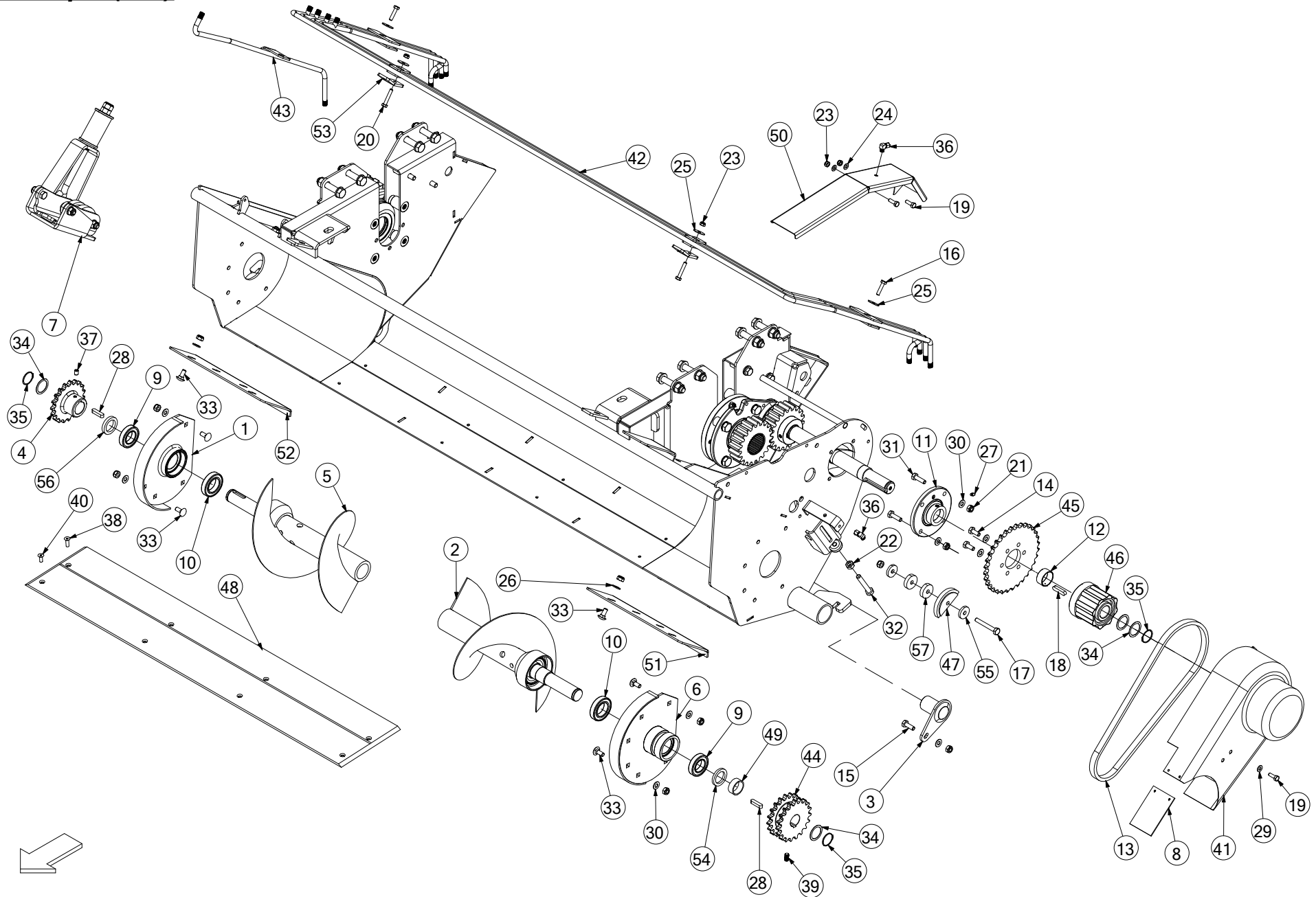
Pick-up 4 (896)



No.	Part No	Description	Qty
1	ACH00331	BEARING HOLDER ASSY	1
<i>INCLUDES ITEMS 10, 24, 37 & 49</i>			
2	ACH00864	DUPLEX CHAIN TENSIONER BASE	1
3	ACH00865	DUPLEX TENSIONER (SP	1
<i>COMPLETE ASSEMBLY</i>			
4	ACH02294	DUPLEX TENSIONER WELD ASSY	1
5	ACH03043	CHOPPER UNIT CHASSIS KIT	1
<i>USED WITH 25K SUSPENSION FLOOR FROM SERIAL No 662200 (FUSION 3), 710486 (F5), 802926 (V6) & 900300 (VARIO)</i>			
5	ACH03043	CHOPPER UNIT CHASSIS KIT	1
<i>USED WITH 0K & 15K SUSPENSION FLOOR FROM SERIAL No 710802 (F5), 803233 (V6) & 900300 (VARIO)</i>			
5	ACH02311	CHOPPER CHASSIS WELD STD FLOOR	1
<i>USED ON STD 25 KNIFE FLOOR UP TO SERIAL No 662199 (FUSION 3), 710485 (F5), 802925 (V6) & 900299 (VARIO)</i>			
5	ACH02311	CHOPPER CHASSIS WELD STD FLOOR	1
<i>USED ON STD 0K & 15K FLOOR UP TO SERIAL No 710801 (F5), 803232 (V6) & 900299 (VARIO)</i>			
6	ALA00247	DROP FLOOR RAM PIN Z/P	2
7	ARC00067	ROTOR BEARING HOUSING ASSY	1
8	KST00089	DUPLEX CHAIN BUFFER KIT	1
<i>(REPLACES CBE00174) INCLUDES WASHERS (ITEM 50) COMPRESS BUFFER TO 85MM WHEN ADJUSTING DUPLEX CHAIN</i>			
9	CBR00078	BEARING FEC 60 4 BOLT FLANGE	1
10	CBR00093	BEARING INSERT INA GYE 40 KRRB	1
11	CBR00101	BEARING GLACIER PM 2525 DX	8
12	CFA00017	SETSCREW M10X30 CUP SQ Z/P	1
13	CFA00025	SETSCREW M10X30	3
14	CFA00033	SETSCREW M12X35 Z/P	2
15	CFA00123	NUT M10 NYLOC	17
16	CFA00124	NUT M12 NYLOC	3
17	CFA00127	NUT M16	1
18	CFA00128	NUT M16 NYLOC	9
19	CFA00135	WASHER FLAT 1" Z/P	4
20	CFA00138	WASHER FLAT 12MM Z/P	4
21	CFA00140	WASHER FLAT 16MM Z/P	16
22	CFA00147	WASHER FLAT 8MM Z/P	4
23	CFA00201	WASHER FLAT 10 MM Z/P	10
24	CFA00232	CIRCLIP 85MM INTERNAL	1
25	CFA00450	SPLIT PIN 4 X36 Z/P	2
26	CFA00513	CIRCLIP 60MM EXTERNAL	2
27	CFA00550	ROTOR BEARING GREASE FITTING	2
28	CFA00551	CIRCLIP 40MM EXTERNAL	2
29	CFA00558	KEY 12X8X60	1
30	CFA00559	GRUBSCREW M10X12	1
31	CFA00637	SHIM 60X70X1	2
32	CFA00747	BOLT M12X170Z/P	1
33	CFA00783	WASHER NL16 NORD-LOCK	8
34	CFA01048	EYE BOLT M16X280 DACROMET	1
<i>REPLACES CFA00784</i>			
35	CFA00786	BOLT M16X60 Z/P DIN931 GRADE 10.9	4
36	CFA00787	BOLT M16X100 Z/P DIN931 GRADE 10.9	4
37	CMH00245	BEARING RETAINER 1040 35MM	1
38	CMH00652	GEAR SPUR MOD6 20 TOOTH SPLINE	1
39	CMH00653	GEAR SPUR MOD6 20T 40MM ID	1

No.	Part No	Description	Qty
40	CMH00657	SHAFT 40 X 480.5 STEPPED	1
41	CMH00659	SPROCKET 1" PITCH 25 T DUPLEX	1
42	CMH00961	PIN CLEVIS 16X80 & DIA 4 C.HOLE	2
43	CMH01022	BUSH 8X35X45 STEPPED	1
44	CMH01109	WASHER 17X40X12 Z/P	1
45	CMH01110	BUSH 12X25X19.5	2
46	CPL00055	CHAIN TENSIONER SLIDE 1"DUPLEX	1
47	CRA00186	RAM PICKUP BALER	2
<i>USED WITH STD PICK-UP (CAN ALSO USE CRA00292 AS A DIRECT REPLACEMENT)</i>			
47	CRA00292	RAM PICK UP REEL (CAMLESS)	2
<i>MUST BE USED WITH CAMLESS PICK-UP (CAN ALSO BE USED ON STD PICK-UP INSTEAD OF CRA00186)</i>			
48	CRA00193	RAM CHOPPER FLOOR 20X40 BW	2
49	CTP00391	BEARING HOLDER ASSY SPUR GEARS	1
<i>REPLACES ACH00330</i>			
50	CZD05074	4MM L WASHER 16X68X4 Z/P	2
<i>REPLACES CZD04321</i>			

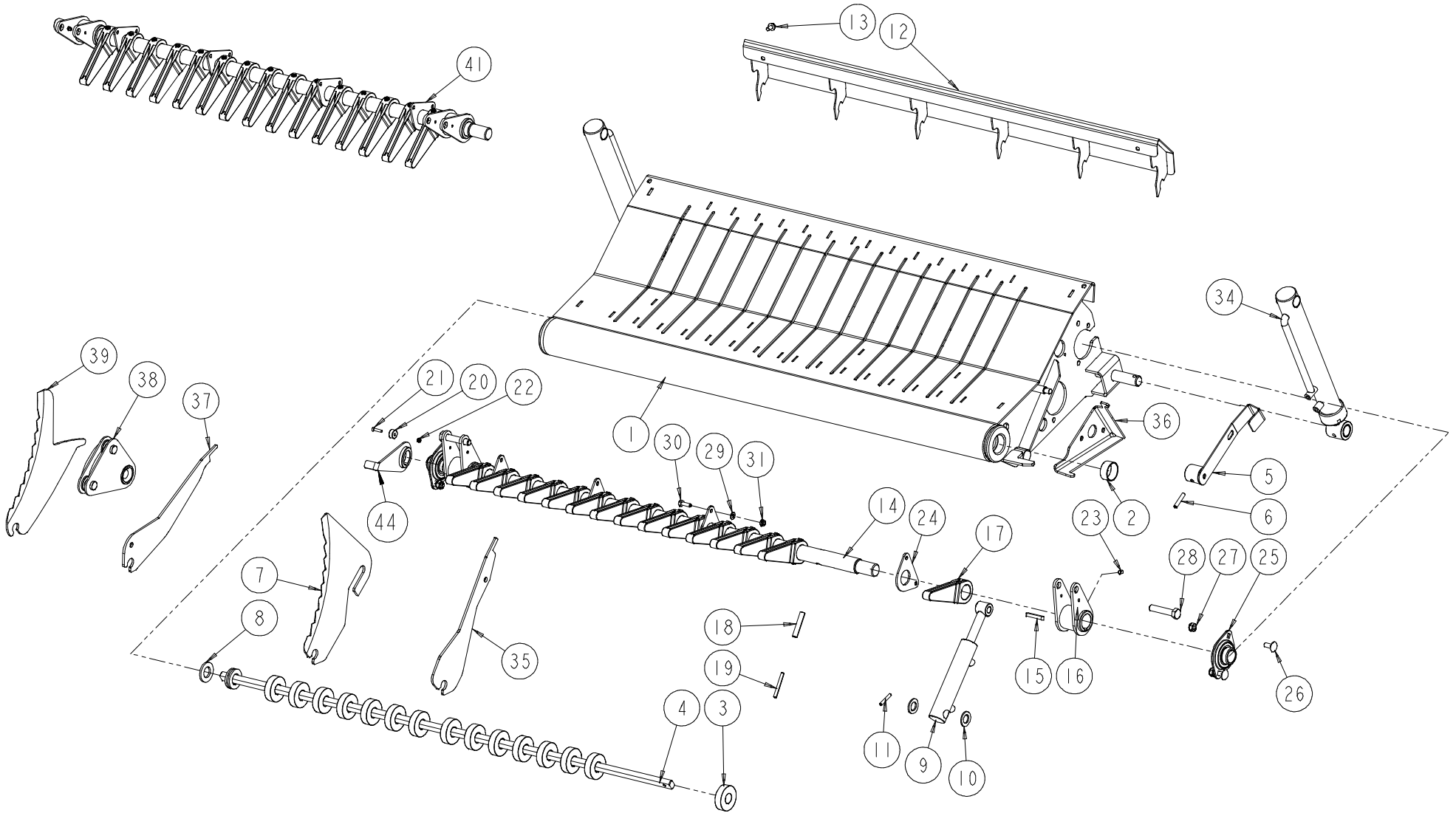
Pick-up 5 (897)



No.	Part No	Description	Qty
1	CTP00503	CHOPPER UNIT AUGER HOUSING RHS	1
2	ACH00314	AUGER ASSY (LEFT)	1
<i>USED UP TO SERIAL No 662199 (FUSION 3), 710485 (F5), 802925 (V6) & 900299 (VARIO) - [STANDARD FLOOR]</i>			
2	ACH01458	AUGER ASSY BIG (LEFT)	1
<i>USED FROM SERIAL No 662200 (FUSION 3), 710486 (F5), 802926 (V6) & 900300 (VARIO) - [SUSPENSION FLOOR]</i>			
3	ACH00321	PIN CHOPPER FLOOR HINGE Z/P	2
4	ACH00326	SPROCKET 19T AUGER ASM (RIGHT)	1
<i>USED UP TO SERIAL No 662199 (FUSION 3), 710485 (F5), 802925 (V6) & 900299 (VARIO) - [STANDARD FLOOR]</i>			
4	ARC00431	SPROCKET 15T AUGER ASM (RIGHT)	1
<i>USED FROM SERIAL No 662200 (FUSION 3), 710486 (F5), 802926 (V6) & 900300 (VARIO) - [SUSPENSION FLOOR]</i>			
5	ACH00327	AUGER ASSY (RIGHT)	1
<i>USED UP TO SERIAL No 662199 (FUSION 3), 710485 (F5), 802925 (V6) & 900299 (VARIO) - [STANDARD FLOOR]</i>			
5	ACH01456	AUGER ASSY BIG (RIGHT)	1
<i>USED FROM SERIAL No 662200 (FUSION 3), 710486 (F5), 802926 (V6) & 900300 (VARIO) - [SUSPENSION FLOOR]</i>			
6	CTP00504	CHOPPER UNIT AUGER HOUSING LHS	1
7	ACH00865	DUPLEX TENSIONER (SPRING)	1
8	CBE00033	RUBBER 120X80 CHAIN GUARD BALER	1
9	CBR00001	BEARING 6007 2RS	2
10	CBR00076	BEARING 6008 2RS	2
11	CBR00104	BEARING INA TME 40 GE 40 KPPB3	1
12	CBR00268	BEARING GLACIER DU 4	1
13	CCH02025	CHAIN ASA60H 3/4 62 INC LINK	1
<i>IF AUGER SPROCKET IS 19T USE AS IS & IF AUGER SPROCKET IS 15T REMOVE 2 LINKS)</i>			
14	CFA00024	SETSCREW M10X25 Z/P	6
15	CFA00025	SETSCREW M10X30	3
16	CFA00055	BOLT M8X35 Z/P	2
17	CFA00075	BOLT M10X75 Z/P	1
18	CFA00081	KEY 10X8X45	1
19	CFA00102	SETSCREW M8X25 Z/P	3
20	CFA00106	BOLT M8X45 Z/P	2
21	CFA00123	NUT M10 NYLOC	28
22	CFA00125	NUT M12 Z/P	1
23	CFA00132	NUT M8 NYLOC Z/P	4
24	CFA00147	WASHER FLAT 8MM Z/P	2
25	CFA00149	WASHER MUDWING M8 31.75OD	4
26	CFA00201	WASHER FLAT 10 MM Z/P	10
27	CFA00217	GREASE NIPPLE M6X1.0 ST	1
28	CFA00239	KEY 10X8X40	2
29	CFA00249	WASHER SKM8	1
30	CFA00251	WASHER SKM10	24
31	CFA00311	SETSCREW M10X35 Z/P	4
32	CFA00330	BOLT M12X80 Z/P	1
33	CFA00442	SETSCREW M10X25 CUP SQ	19
34	CFA00512	SHIM 35X45X1.0 Z/P	4
35	CFA00514	CIRCLIP 35MM EXTERNAL	3
36	CFA00542	OILER FITTING 90 DEG 1/8 BSP	2
37	CFA00559	GRUBSCREW M10X12	1
38	CFA00582	SETSCREW M8X25 CSK ZP	4
39	CFA00625	M10 x 20 GRUBSCREW	1
40	CFA00765	SETSCREW M8X20 CSK ZP	4

No.	Part No	Description	Qty
41	CGD00057	GUARD SLIPCLUTCH PICKUP REEL	1
42	CHY02606	PIPE ASSY HYD CHOPPER UNIT	1
43	CHY02786	STEEL PIPE WELD ASSY	1
<i>USED WITH SELECTABLE KNIFE CHOPPER UNITS ONLY</i>			
44	CMH00633	SPROCKET 3/4" PITCH 19T DOUBLE	1
<i>USED UP TO SERIAL No 662199 (FUSION 3), 710485 (F5), 802925 (V6) & 900299 (VARIO) - [STANDARD FLOOR]</i>			
44	CMH00227	SPROCKET 3/4" PITCH 15T DOUBLE	1
<i>USED FROM SERIAL No 662200 (FUSION 3), 710486 (F5), 802926 (V6) & 900300 (VARIO) - [SUSPENSION FLOOR]</i>			
45	CMH00727	PLATEWHEEL 3/4" PITCH 32T	1
46	CMT00063	CLUTCH STANDARD PICK-UP	1
<i>STANDARD PICK-UP</i>			
46	CMT00381	CLUTCH CAMLESS (602175) EK34B	1
<i>CAMLESS PICK-UP</i>			
46a	CMH02697	CAMLESS CLUTCH RETAINING BUSH	1
<i>CAMLESS PICK-UP</i>			
46b	CFA002319	BOLT M10X30 SOC CAP 8.8 Z/P	1
<i>CAMLESS PICK-UP</i>			
47	CPL00043	PLASTIC CHAIN TENSIONER (REEL)	1
48	CPL00087	NYLON WEAR PLATE RECTANGULAR	1
<i>USED ON STD 0K & 15K FLOOR UP TO SERIAL No 710801 (F5), 803232 (V6) & 900299 (VARIO)</i>			
48	CPL00087	NYLON WEAR PLATE RECTANGULAR	1
<i>USED ON STD 25 KNIFE FLOOR UP TO SERIAL No 662199 (FUSION 3), 710485 (F5), 802925 (V6) & 900299 (VARIO)</i>			
48	CPL00217	NYLON WEAR PLATE PICKUP ANGLED	1
<i>USED ON 0K & 15K SUSPN ON SERIAL No 710802 - 711308 (F5), 803233 - 803695 (V6) & 900300 - 900412 (VARIO)</i>			
48	CPL00217	NYLON WEAR PLATE PICKUP ANGLED	1
<i>25K SUSP ON SERIAL No 662200-663378 (FUS 3), 710486-711308 (F5), 802926-803695 (V6) & 900300-900421 (VARIO)</i>			
48	CPL00244	NYLON WEAR PLATE PICKUP ANGLED	1
<i>USED ON 0K & 15K SUSPN ON SERIAL No 711309 - 712562 (F5), 803696 - 805369 (V6) & 900413 - 900600 (VARIO)</i>			
48	CPL00244	NYLON WEAR PLATE PICKUP ANGLED	1
<i>25K SUSP ON SERIAL No 663379-664034 (FUS 3), 711309-712592 (F5), 803696-805383 (V6) & 900422-900600 (VARIO)</i>			
48	CPL00242	NYLON WEAR PLATE PICKUP ANGLED	1
<i>USED ON 0K & 15K SUSPN FROM SERIAL No 712563 (F5), 805370 (V6) & 900601 (VARIO)</i>			
48	CPL00242	NYLON WEAR PLATE PICKUP ANGLED	1
<i>USED ON 25K SUSPN FROM SERIAL No 664035 (FUS 3), 712593 (F5), 805384 (V6) & 900601 (VARIO)</i>			
49	CXT00185	TUBE 42.4X3X16	1
50	CZB02160	1.5MM L SPUR GEAR GUARD BALER	1
51	CZD02227	4MM L AUGER CLEANING PLATE LH	1
52	CZD04345	4MM L AUGER CLEANING PLATE RH	1
53	CZF02904	6MM L GUARD BRACKET BALER	2
54	CZF05110	6MM L SPACER	1
55	CZF05111	6MM L PART SPACER	2
56	CZG02115	8MM L AUGER SPACER	1
57	CZH02584	10MM L WASHER 40X10.5 Z/P	2

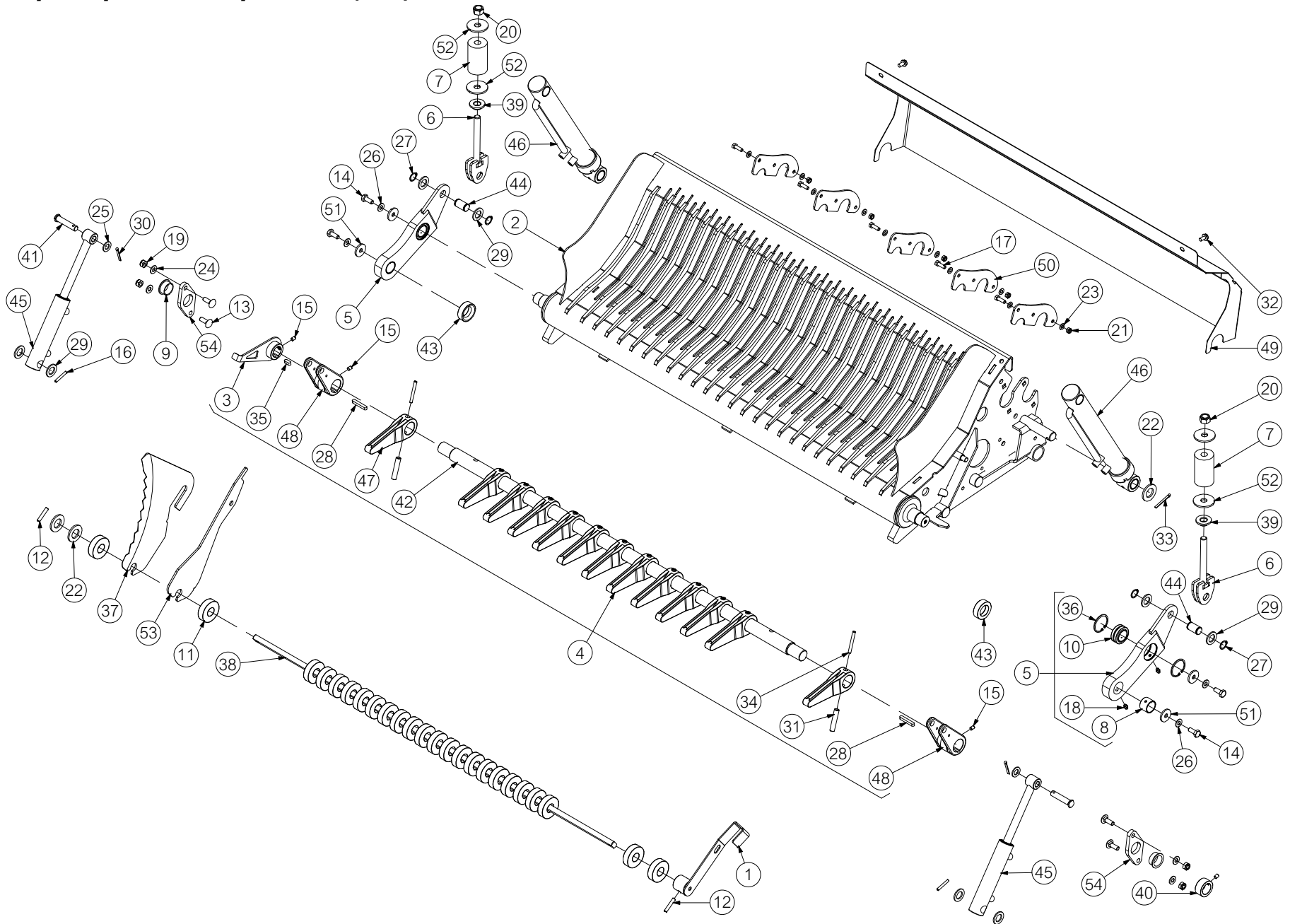
Pick-up drop floor (668)



No.	Part No	Description	Qty
1	ACH00572	15 KNIFE FLOOR WELD ASSY <i>15 KNIFE CHOPPER UNITS UP TO SERIAL No 803232 (REPLACED BY SUSPENSION FLOOR)</i>	1
1	ACH02325	23 KNIFE FLOOR WELD ASSY <i>23 KNIFE CHOPPER UNITS UP TO SERIAL No 801429 (REPLACED BY 25K FLOOR)</i>	1
1	ACH02586	25K DROP FLOOR WELD ASSY <i>25 KNIFE CHOPPER UNITS SERIAL No 801430 TO 802925 (REPLACED BY SUSPENSION FLOOR)</i>	1
2	CBR00268	BEARING GLACIER DU 4	2
3	CEL00154	MAGNET 60 X24 X 17	15
4	CMH00641	SHAFT 22 X 1310	1
5	ACH00323	KNIFE RELEASE LEVER ASSY	1
6	CFA00009	ROLL PIN 8X40	1
7	CKN00014	KNIFE CHOPPER UNIT	1
7	CKN00021	KNIFE CHOPPER UNIT KOREAN	1
8	CFA00135	WASHER FLAT 1" Z/P	4
9	CRA00185	RAM KNIFE ACTUATION BW	2
9	CRA00713	RAM KNIFE CHOPPING ADJ END <i>ALTERNATIVE OPTION (TO CRA00185) WHICH ALLOWS ADJUSTMENT TO SET KNIFE CUTTING HEIGHT</i>	2
10	CFA00413	WASHER FLAT 20MM Z/P	4
11	CFA00073	ROLL PIN 6X40	2
12	ACH02551	DROPFLOOR GUARD ASSY V6 <i>REPLACES CZB04261</i>	1
13	CFA00519	SETSCREW M8X16 FLD ZP	2
14	CMH01069	SHAFT 35X1300 (15K BAR) <i>15 KNIFE</i>	1
14	CMH01068	SHAFT35X1305 (23K BAR) <i>23 KNIFE CHOPPER UNITS UP TO SERIAL No 801429</i>	1
14	CMH01477	SHAFT 35X1315 (25 K BAR) <i>25 KNIFE CHOPPER UNITS FROM SERIAL No 801430</i>	1
15	CFA00387	KEY 8X7X50	2
16	CTP00372	KNIFE RAM ACTUATOR CAST <i>REPLACES ACH02286</i>	2
17	CTP00266	KNIFE ACTUATOR ARM 35MM	15
18	CFA00504	ROLL PIN 12X60	15
19	CFA00642	ROLL PIN 7X60	15
20	CEL00059	MAGNET 20 X 10 260369	1
21	CFA00261	SETSCREW M5X25 CSK HEX SS	1
22	CFA00348	NUT M5 NYLOC SS	1
23	CFA00051	GRUBSCREW M8X10	2
24	CZD04279	4MM L KNIFE ARM LOCK BAR	4
25	CBR00072	BEARING INA 2 BOLT RAE 30 NPPB	2
26	CFA00068	BOLT M10X25 CUP SQ. Z/P	4
27	CFA00123	NUT M10 NYLOC	4
28	CFA00547	BOLT M14X70 Z/P	2
29	CFA00147	WASHER FLAT 8MM Z/P	16
30	CFA00102	SETSCREW M8X25 Z/P	8
31	CFA00132	NUT M8 NYLOC Z/P	8
32	CFA00222	WASHER FLAT 14MM Z/P	8
33	CFA00126	NUT M14 NYLOC	2
34	CRA00193	RAM CHOPPER FLOOR 20	2
35	CZE00143	5MM L KNIFE BLANK BALER	8

No.	Part No	Description	Qty
36	CZD02356	4MM L LOCK BRACKET <i>GERMAN CHOPPER UNITS ONLY UP TO SERIAL No 802638 (ALSO ORDER 2x CFA00025, CFA00201 & CFA00123)</i>	1
37	CZE00168	5MM L KNIFE BLANK <i>GERMAN CHOPPER UNITS ONLY UP TO SERIAL No 802638 (PRE 2016 MODELS ONLY)</i>	8
38	ACN00055	KNIFE HOLDER GERMAN 35MM <i>GERMAN CHOPPER UNITS ONLY UP TO SERIAL No 802638 (PRE 2016 MODELS ONLY)</i>	15
39	CKN00016	KNIFE FOR GERMAN DROP FLOOR <i>GERMAN CHOPPER UNITS ONLY UP TO SERIAL No 802638 (PRE 2016 MODELS ONLY)</i>	15
41	ALA00203	15 KNIFE ARM ASSY <i>15 KNIFE STANDARD CHOPPER UNITS ONLY [Specify Machine type/Serial No + Year of manufacture when ordering this part]</i>	1
41	ALA00661	7 KNIFE ARM COMP ASSY (KOREAN) <i>7 KNIFE KOREAN CHOPPER UNITS ONLY [Specify Machine type/Serial No + Year of manufacture when ordering this part]</i>	1
41	ALA00202	23 KNIFE ARM ASSY <i>23 KNIFE STANDARD CHOPPER UNITS ONLY UP TO SERIAL No 801429 [Specify Machine/Serial No/Year]</i>	1
41	ALA00550	25 KNIFE BAR COMPLETE ASSY <i>25 KNIFE STANDARD CHOPPER UNITS ONLY FROM SERIAL No 801430 [Specify Machine/Serial No/Year]</i>	1
41	ALA00281	15 KNIFE ARM COMP ASSY [GERMAN] <i>15 KNIFE GERMAN CHOPPER UNITS ONLY UP TO SERIAL No 802638 (PRE 2016 MODELS ONLY) [Specify Type+Serial No]</i>	1
41	ALA00204	23 KNIFE ARM COMP ASSY (GERMAN) <i>23 KNIFE GERMAN CHOPPER UNITS ONLY UP TO SERIAL No 801429 [Specify Machine/Serial No/Year]</i>	1
44	ACN00089	KNIFE MAGNET LEVER ASSY <i>15 KNIFE</i>	1
44	ACN00101	KNIFE MAGNET LEVER ASSY (25 K) <i>25 KNIFE</i>	1
44a	CFA00402	CIRCLIP 30MM EXTERNAL ZP	1
44b	CFA00949	KEY 8X7X10	1

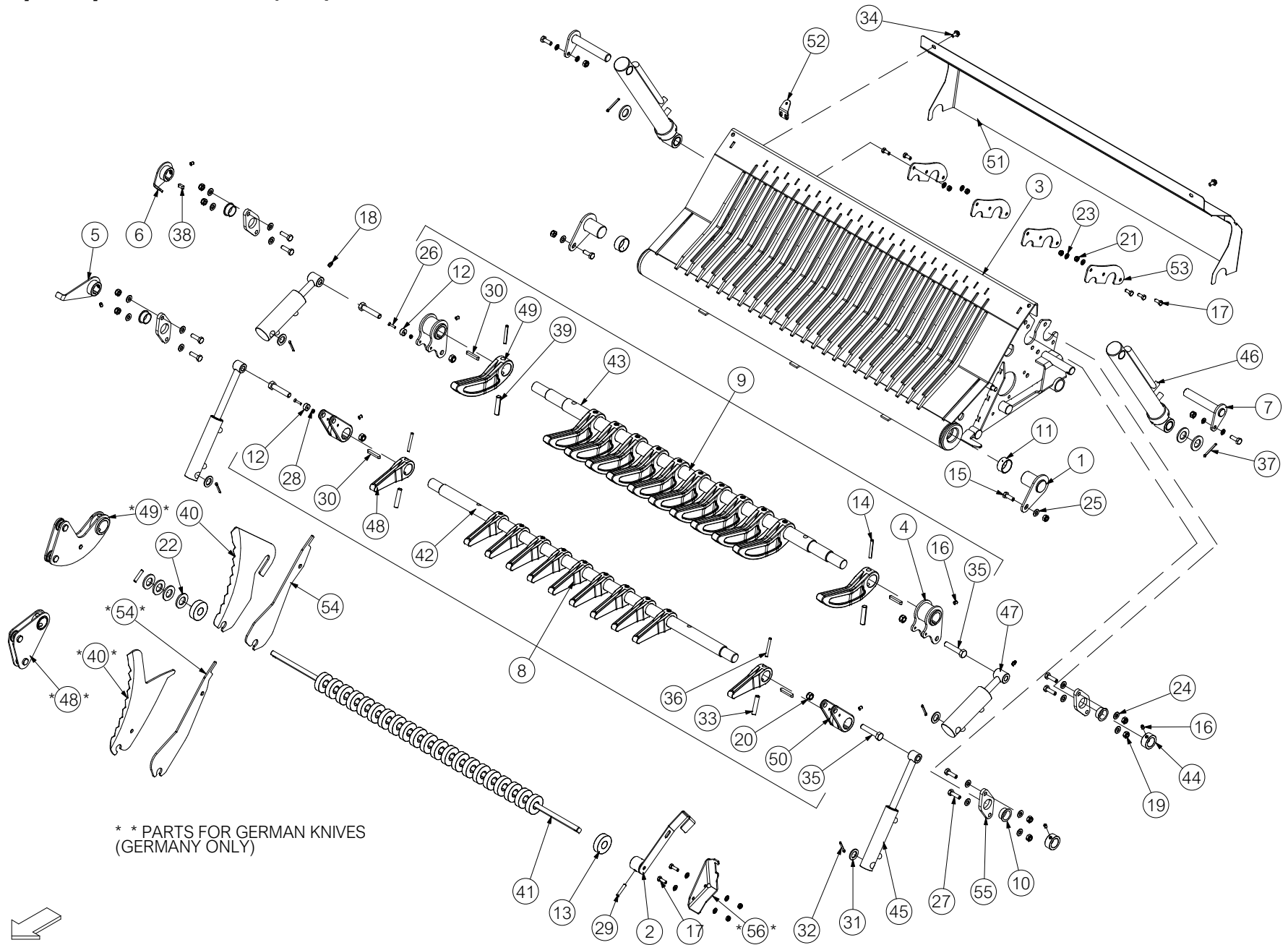
Pick-up drop floor suspension (971)



No.	Part No	Description	Qty
1	ACH00323	KNIFE RELEASE LEVER ASSY	1
2	ACH01455	SUSPENSION FLOOR WELD 25K BIG ROTOR	1
<i>25K SUSPENSION FLOOR FROM SERIAL No 662200 (FUSION 3), 710486 (F5), 802926 (V6) & 900300 (VARIO)</i>			
2	ACH02943	SUSPENSION FLOOR 15K WELD ASM BIG ROTOR	1
<i>15K SUSPENSION FLOOR FROM SERIAL No 710802 (F5), 803233 (V6) & 900300 (VARIO)</i>			
3	ACN00147	KNIFE ARM SELECTABLE FLOOR	1
4	ALA00790	25 KNIFE BAR COMP ASM BIG ROTOR	1
4	ALA00822	15 KNIFE ARM COMP ASM BIG ROTOR	1
5	ALA00751	SUSPENSION ARM DROP FLOOR	2
6	ALA00754	SUSPENSION SPRING TENSIONER	2
7	CBE00340	RUBBER SPRING 17X63X90 DROP FLOOR (RED)	2
<i>80MM INSTALLATION LENGTH</i>			
8	CBR00007	BEARING GLACIER PM 3025 DX	2
9	CBR00068	BEARING 30X34X16 STEPPED PLASTIC	2
10	CBR00127	BEARING SPHERICAL 30MM GE30ES 2RS	2
11	CEL00154	MAGNET 60 X24 X 17	25
12	CFA00009	ROLL PIN 8X40	2
13	CFA00017	SETSCREW M10X30 CUP SQ Z/P	4
14	CFA00024	SETSCREW M10X25 Z/P	4
15	CFA00051	GRUBSCREW M8X10	4
16	CFA00073	ROLL PIN 6X40	2
17	CFA00102	SETSCREW M8X25 Z/P	15
18	CFA00118	GREASE NIPPLE M8X1.25 STRAIGHT	4
19	CFA00123	NUT M10 NYLOC	4
20	CFA00128	NUT M16 NYLOC	2
21	CFA00132	NUT M8 NYLOC Z/P	16
22	CFA00135	WASHER FLAT 1" Z/P	4
23	CFA00147	WASHER FLAT 8MM Z/P	30
24	CFA00201	WASHER FLAT 10 MM Z/P	4
25	CFA00222	WASHER FLAT 14MM Z/P	2
26	CFA00251	WASHER SKM10	4
27	CFA00339	CIRCLIP 20MM EXTERNAL	4
28	CFA00387	KEY 8X7X50	2
29	CFA00413	WASHER FLAT 20MM Z/P	8
30	CFA00475	SPLIT PIN 5X40 Z/P	2
31	CFA00504	ROLL PIN 12X60 ZP	25
32	CFA00519	SETSCREW M8X16 FLD ZP	2
33	CFA00556	SPLIT PIN 6X50 Z/P	2
34	CFA00642	ROLL PIN M7X60	25
35	CFA00949	KEY 8X7X10	1
36	CFA01083	CIRCLIP 50MM INTERNAL	4
37	CKN00014	KNIFE CHOPPER UNIT STD (LONG)	25
38	CMH00641	SHAFT 22 X 1310	1
39	CMH01109	WASHER 17X40X12 Z/P	2
40	CMH01314	BUSH 30X45X20	1
41	CMH01483	PIN 14 X 70 Z/P	2
42	CMH01477	SHAFT 35X1315 (25 K BAR)	1
42	CMH01731	SHAFT 35X1320 SUSP FLOOR (15K BAR)	1
43	CMH01656	BUSH 30X50X16 Z/P	2

No.	Part No	Description	Qty
44	CMH01711	PIN 20X36 Z/P	2
45	CRA00185	RAM KNIFE ACTUATION BW	2
46	CRA00193	RAM CHOPPER FLOOR 20X40 BW	2
47	CTP00266	KNIFE ACTUATOR ARM	25
48	CTP00372	KNIFE RAM ACTUATOR	2
49	CZB00380	1.5MM D-FLOOR GUARD FUS3 & F5	1
<i>USED ON FUSION 3 & F5 MACHINES ONLY (REPLACES CZB00230)</i>			
49	AGD00002	DROP FLOOR GUARD V6 & VARIO	1
50	CZD02628	4MM L DROP FLOOR PART	5
51	CZD02959	WASHER 10X40X4	4
52	CZD05074	4MM L WASHER 16X68X4	4
53	CZE00306	5MM L KNIFE BLANK BIG ROTOR	1
54	CZH03537	10MM L SHAFT BUSH BRACKET	2

Pick-up drop floor select (803)



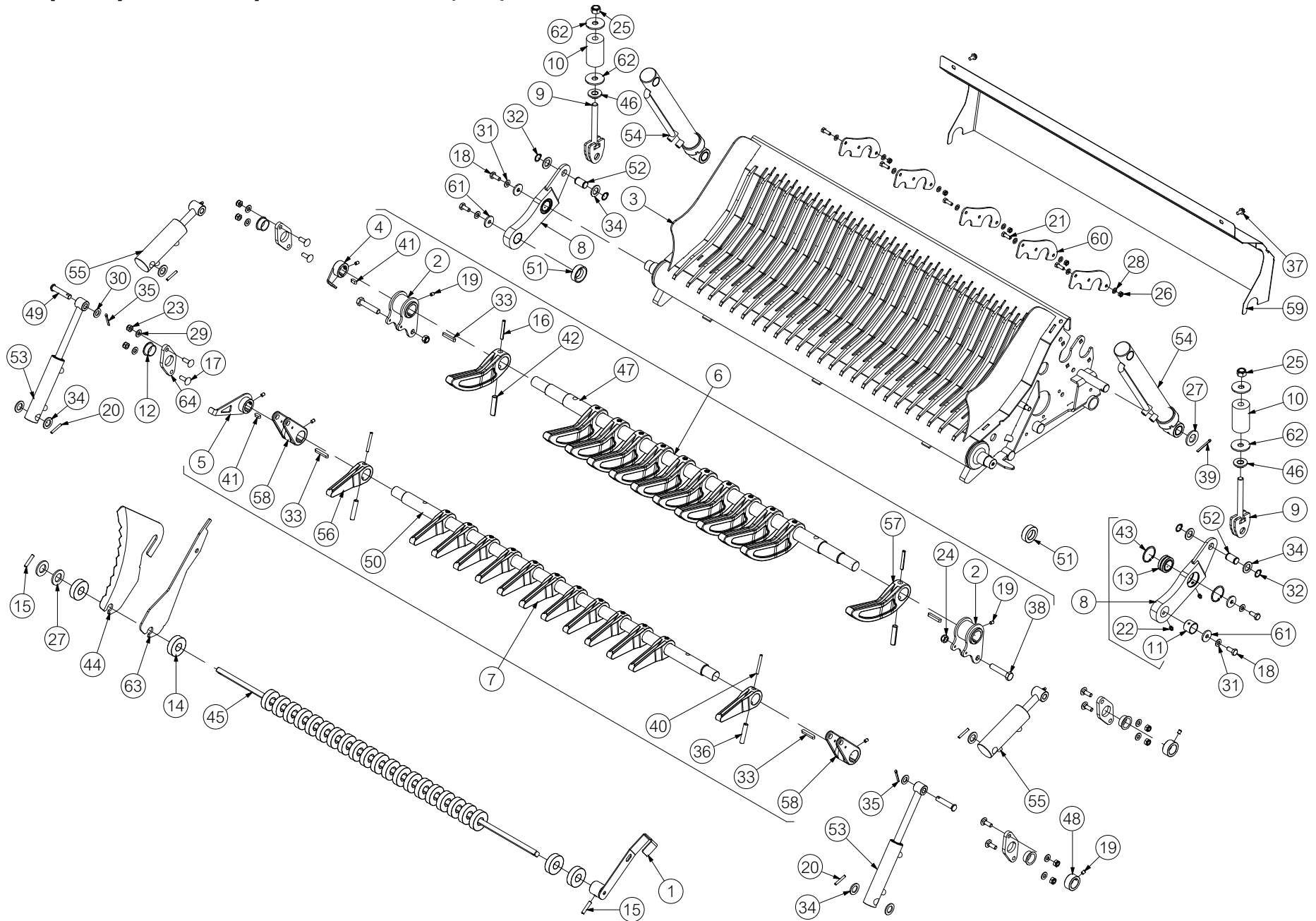
** PARTS FOR GERMAN KNIVES
(GERMANY ONLY)



No.	Part No	Description	Qty
1	ACH00321	PIN CHOPPER FLOOR HINGE Z/P	2
2	ACH00323	KNIFE RELEASE LEVER ASSY	1
3	ACH01337	DROP FLOOR WELD ASM 25K SELECT	1
<i>25K FLOOR USED UP TO SERIAL No 662199 (FUSION 3), 710485 (F5), 802925 (V6) & 900299 (VARIO)</i>			
3	ACH01093	DROP FLOOR WELD ASM 23K SELECT	1
<i>23K FLOOR USED UP TO SERIAL No 656828 (FUSION 3), 708117 (F5) & 801429 (V6) - [REPLACED BY 25K STD FLOOR]</i>			
3	ACH01113	DROP FLOOR WELD ASM 15K SELECT	1
<i>15K FLOOR USED UP TO SERIAL No 710801 (F5), 803232 (V6) & 900299 (VARIO) - [REPLACED BY SUSPENSION FLOOR]</i>			
4	ACH01096	KNIFE ACTUATOR SELECT KNIFE	2
5	ACN00147	KNIFE ARM SELECTABLE FLOOR	1
<i>FROM SERIAL NO 656829/708243/801354 FOR FUSION/F5/V6 (REPLACES ACN00089)</i>			
6	ACN00127	KNIFE LEVER ARM SELECTABLE FLOOR	1
<i>FROM SERIAL NO 656829/708243/801354 FOR FUSION 3/F5/V6</i>			
7	ALA00247	DROP FLOOR RAM PIN Z/P	2
8	ALA00577	25K SELECT KNIFE ARM 1 ASSY	1
8	ALA00436	23K SELECT KNIFE ARM 1 ASSY	1
8	ALA00460	15K SELECT KNIFE ARM 1 ASSY	1
8	ALA00630	25K GERMAN SELECT ARM 1 ASSY	1
<i>** GERMAN KNIVES ONLY (25K ARM ASM) UP TO SERIAL No 659804 (FUS 3), 710086 (F5), 802638 (V6) & 900171 (VARIO)</i>			
8	ALA00488	23K GERMAN SELECT FRONT ARM ASSY	1
<i>** GERMAN KNIVES (23 KNIFE) COMPLETE ARM ASM (GERMANY) PRE 2014 MODELS ONLY</i>			
8	ALA00466	15K GERMAN SELECT ARM 1 ASSY	1
<i>** GERMAN KNIVES ONLY (15K ARM ASM) UP TO SERIAL No 659804 (FUS 3), 710086 (F5), 802638 (V6) & 900171 (VARIO)</i>			
9	ALA00437	23-25K SELECT KNIFE ARM 2 ASSY	1
9	ALA00461	15K SELECT KNIFE ARM 2 ASSY	1
9	ALA00489	23-25K GERMAN SELECT ARM 2 ASSY	1
<i>** GERMAN KNIVES (23 OR 25K ARM ASM) UP TO SERIAL No 659804 (FUS 3), 710086 (F5), 802638 (V6) & 900171 (VARIO)</i>			
9	ALA00465	15K GERMAN SELECT KNIFE ARM 2 ASSY	1
<i>** GERMAN KNIVES ONLY (15K ARM ASM) UP TO SERIAL No 659804 (FUS 3), 710086 (F5), 802638 (V6) & 900171 (VARIO)</i>			
10	CBR00068	BEARING 30X34X16 STEPPED PLAS	4
11	CBR00268	BEARING GLACIER DU 4	2
12	CEL00059	MAGNET 20 X 10 260369	2
<i>UP TO SERIAL NO 656828/708242/801353 FOR FUSION 3/F5/V6</i>			
13	CEL00154	MAGNET 60 X24 X 17	25
14	CFA00642	ROLL PIN 7X60 ZP	12
<i>UP TO SERIAL NO 657563/708623/801687 FOR FUSION 3/F5/V6</i>			
14	CFA00011	ROLL PIN 8X60 DIN 1481	12
<i>FROM SERIAL NO 657564/708624/801688 FOR FUSION 3/F5/V6</i>			
15	CFA00025	SETSCREW M10X30	4
16	CFA00051	GRUBSCREW M8X10	8
17	CFA00102	SETSCREW M8X25 Z/P	17
18	CFA00118	GREASE NIPPLE M8X1.25 STRAIGHT	2
19	CFA00123	NUT M10 NYLOC	12
20	CFA00126	NUT M14 NYLOC	4
21	CFA00132	NUT M8 NYLOC Z/P	17
22	CFA00135	WASHER FLAT 1" Z/P	8
23	CFA00147	WASHER FLAT 8MM Z/P	19
24	CFA00201	WASHER FLAT 10 MM Z/P	16
25	CFA00251	WASHER SKM10	2
26	CFA00261	SETSCREW M5X25 CSK HEX SS	2
27	CFA00311	SETSCREW M10X35 Z/P	8

No.	Part No	Description	Qty
28	CFA00348	NUT M5 NYLOC SS	2
29	CFA00380	ROLL PIN 8X40 Z/P	2
30	CFA00387	KEY 8X7X50	4
31	CFA00413	WASHER FLAT 20MM Z/P	4
32	CFA00475	SPLIT PIN 5X40 Z/P	4
33	CFA00504	ROLL PIN 12X60 Z/P	13
34	CFA00519	SETSCREW M8X16 FLD ZP	2
35	CFA00547	BOLT M14X70 Z/P	4
36	CFA00642	ROLL PIN M7X60	13
37	CFA00669	SPLIT PIN 8X50 Z/P	2
38	CFA00883	KEY 8X7X20	1
39	CFA00504	ROLL PIN 12X60 ZP	12
<i>UP TO SERIAL NO 657563/708623/801687 FOR FUSION 3/F5/V6</i>			
39	CFA01009	ROLL PIN 14 X 60 Z/P DIN 1481	12
<i>FROM SERIAL NO 657564/708624/801688 FOR FUSION 3/F5/V6</i>			
40	KCN00014	KNIFE CHOPPER UNIT STANDARD	25
40	KCN00016	KNIFE FOR FLOOR (GERMANY ONLY)	25
<i>** GERMAN KNIVES ONLY - UP TO SERIAL No 659804 (FUSION 3), 710086 (F5 SERIES), 802638 (V6) & 900171 (VARIO)</i>			
41	CMH00641	SHAFT 22 X 1310 MAGNET	1
42	CMH01496	SHAFT 35X1320 (25 KNIFE SELECT)	1
42	CMH01225	SHAFT 35X1300 (23 KNIFE SELECT)	1
42	CMH01069	SHAFT 35X1300 (15 KNIFE SELECT)	1
43	CMH01308	SHAFT 40X1320 23-25 KNIFE SELECT	1
43	CMH01358	SHAFT 40X1305 15 KNIFE SELECT	1
44	CMH01314	BUSH 30X45X20	2
45	CRA00185	RAM KNIFE ACTUATION BW	2
46	CRA00193	RAM CHOPPER FLOOR 20X40 BW	2
47	CRA00637	RAM 45X20 SELECT KNIFE	2
48	CTP00266	KNIFE ACTUATOR ARM STANDARD	13
48	ACN00055	KNIFE HOLDER GERMAN 12MM HOLE	13
<i>** GERMAN KNIVES ONLY - UP TO SERIAL No 659804 (FUSION 3), 710086 (F5 SERIES), 802638 (V6) & 900171 (VARIO)</i>			
49	CTP00360	KNIFE ARM SELECTABLE STANDARD	12
<i>STANDARD KNIVES (MUST ALSO ORDER LARGER ROLL PINS CFA00011 & CFA01009)</i>			
49	ALA00467	KNIFE ARM ASSY SELECT GERMAN	12
<i>** GERMAN KNIVES PRE 2016 MODELS ONLY (MUST ALSO ORDER LARGER ROLL PINS CFA00011 & CFA01009)</i>			
50	CTP00372	KNIFE RAM ACTUATOR	2
51	CZB00380	1.5MM D-FLOOR GUARD FUS3 & F5	1
51	AGD00002	DROP FLOOR GUARD V6 & VARIO	1
52	CZC04421	3MM L DROP FLOOR MAGNET BRACKET F5500 ONLY	1
53	CZD02628	4MM L DROP FLOOR PART	5
54	CZE00143	5MM L KNIFE BLANK BLR STANDARD	1
54	CZE00168	5MM KNIFE BLANK (GERMANY ONLY)	1
55	CZH03537	10MM L SHAFT BUSH BRACKET	4
56	CZD02647	4MM GERMAN KNIFE LOCK BRACKET	1
<i>** GERMAN KNIVES ONLY - UP TO SERIAL No 659804 (FUSION 3), 710086 (F5 SERIES), 802638 (V6) & 900171 (VARIO)</i>			

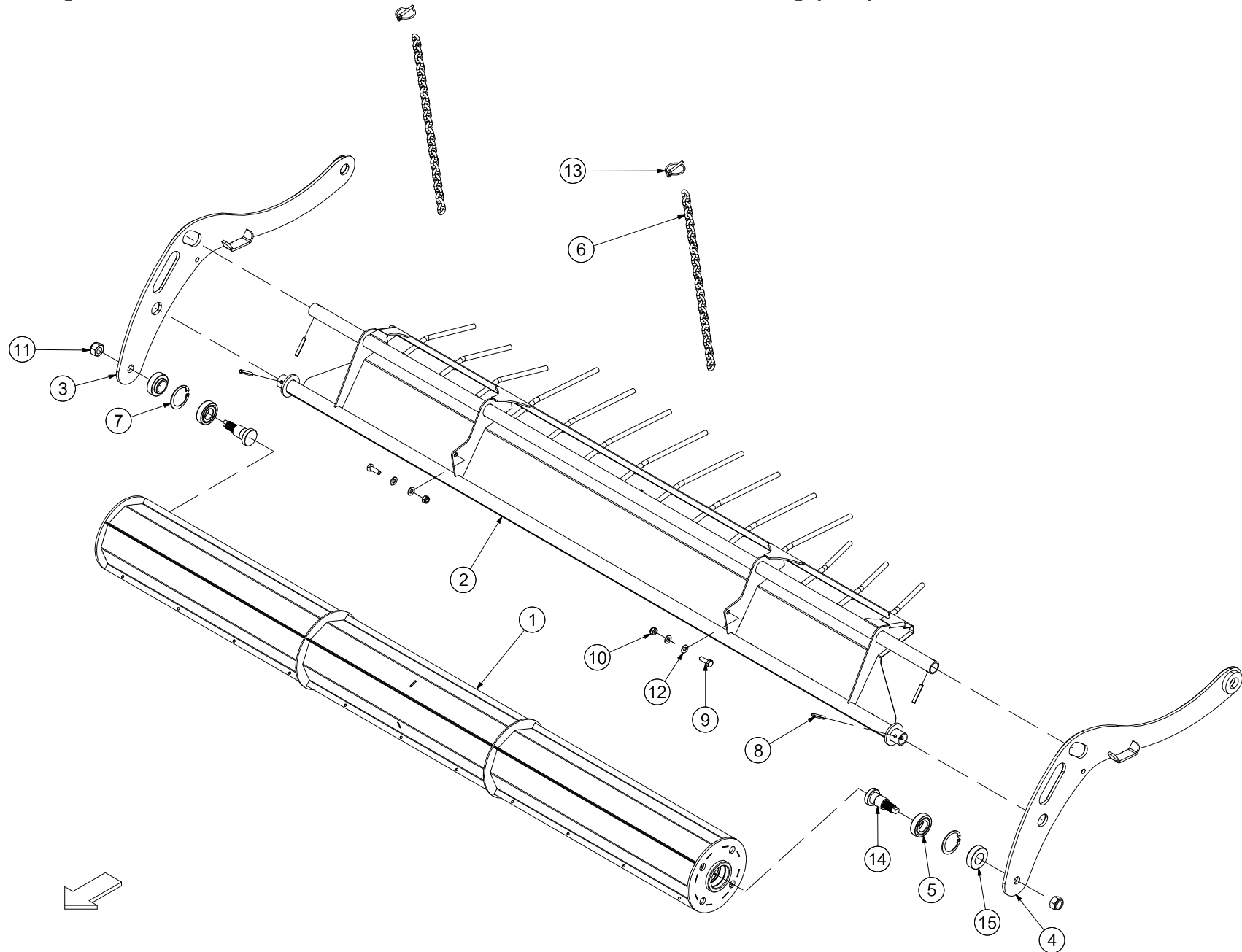
Pick-up drop floor suspension select (976)



No.	Part No	Description	Qty
1	ACH00323	KNIFE RELEASE LEVER ASSY	1
2	ACH01096	KNIFE ACTUATOR SELECT KNIFE	2
3	ACH01455	SUSPENSION FLOOR WELD 25K BIG ROTOR	1
<i>25K SUSPENSION FLOOR FROM SERIAL No 662200 (FUSION 3), 710486 (F5), 802926 (V6) & 900300 (VARIO)</i>			
3	ACH02943	SUSPENSION FLOOR 15K WELD ASM BIG ROTOR	1
<i>15K SUSPENSION FLOOR FROM SERIAL No 710802 (F5), 803233 (V6) & 900300 (VARIO)</i>			
4	ACN00127	KNIFE LEVER ARM SELECTABLE FLOOR	1
5	ACN00147	KNIFE ARM SELECTABLE FLOOR	1
6	ALA00437	23-25K SELECT KNIFE ARM 2 ASSY	1
6	ALA00832	15K SELECT KNIFE ARM 2 ASSY BIG ROTOR	1
7	ALA00577	25K SELECT KNIFE ARM 1 ASSY	1
7	ALA00831	15 KNIFE ARM 1 SEL FLOOR BIG ROTOR	1
8	ALA00751	SUSPENSION ARM DROP FLOOR	2
9	ALA00754	SUSPENSION SPRING TENSIONER	2
10	CBE00340	RUBBER SPRING 17X63X90 DROP FLOOR (RED)	2
<i>80MM INSTALLATION LENGTH</i>			
11	CBR00007	BEARING GLACIER PM 3025 DX	2
12	CBR00068	BEARING 30X34X16 STEPPED PLASTIC	4
13	CBR00127	BEARING SPHERICAL 30MM GE30ES 2RS	2
14	CEL00154	MAGNET 60 X24 X 17	25
15	CFA00009	ROLL PIN 8X40	2
16	CFA00011	ROLL PIN 8X60	12
17	CFA00017	SETSCREW M10X30 CUP SQ Z/P	8
18	CFA00024	SETSCREW M10X25 Z/P	4
19	CFA00051	GRUBSCREW M8X10	8
20	CFA00073	ROLL PIN 6X40	4
21	CFA00102	SETSCREW M8X25 Z/P	15
22	CFA00118	GREASE NIPPLE M8X1.25 STRAIGHT	4
23	CFA00123	NUT M10 NYLOC	8
24	CFA00126	NUT M14 NYLOC	2
25	CFA00128	NUT M16 NYLOC	2
26	CFA00132	NUT M8 NYLOC Z/P	16
27	CFA00135	WASHER FLAT 1 Z/P	4
28	CFA00147	WASHER FLAT 8MM Z/P	30
29	CFA00201	WASHER FLAT 10 MM Z/P	8
30	CFA00222	WASHER FLAT 14MM Z/P	2
31	CFA00251	WASHER SKM10	4
32	CFA00339	CIRCLIP 20MM EXTERNAL	4
33	CFA00387	KEY 8X7X50	4
34	CFA00413	WASHER FLAT 20MM Z/P	10
35	CFA00475	SPLIT PIN 5X40 Z/P	2
36	CFA00504	ROLL PIN 12X60 ZP	13
37	CFA00519	SETSCREW M8X16 FLD ZP	2
38	CFA00547	BOLT M14X70 Z/P	2
39	CFA00556	SPLIT PIN 6X50 Z/P	2
40	CFA00642	ROLL PIN M7X60	13
41	CFA00883	KEY 8X7X20	2
42	CFA01009	ROLL PIN 14 X 60 Z/P DIN 1481	12
43	CFA01083	CIRCLIP 50MM INTERNAL	4

No.	Part No	Description	Qty
44	CKN00014	KNIFE CHOPPER UNIT STD (LONG)	25
45	CMH00641	SHAFT 22 X 1310	1
46	CMH01109	WASHER 17X40X12 Z/P	2
47	CMH01308	SHAFT40X1320 23-25KNIFE SELECT	1
47	CMH01734	SHAFT 40X1320 15K SELECT ARM 2	1
48	CMH01314	BUSH 30X45X20	2
49	CMH01483	PIN 14 X 70 Z/P	2
50	CMH01496	SHAFT 35X1320 (25 K BAR) SELECT	1
50	CMH01731	SHAFT 35X1320 SUSP FLR 15K BAR	1
51	CMH01656	BUSH 30X50X16 Z/P	2
52	CMH01711	PIN 20X36 Z/P	2
53	CRA00185	RAM KNIFE ACTUATION BW	2
54	CRA00193	RAM CHOPPER FLOOR 20X40 BW	2
55	CRA00637	RAM 45X20 SELECT KNIFE	2
56	CTP00266	KNIFE ACTUATOR ARM	13
57	CTP00360	KNIFE ARM SELECTABLE FLOOR	12
58	CTP00372	KNIFE RAM ACTUATOR	2
59	CZB00380	1.5MM D-FLOOR GUARD FUS3 & F5	1
<i>USED ON FUSION 3 & F5 MACHINES ONLY (REPLACES CZB00230)</i>			
59	AGD00002	DROP FLOOR GUARD V6 & VARIO	1
60	CZD02628	4MM L DROP FLOOR PART	5
61	CZD02959	WASHER 10X40X4	4
62	CZD05074	4MM L WASHER 16X68X4	4
63	CZE00306	5MM L KNIFE BLANK BIG ROTOR	1
64	CZH03537	10MM L SHAFT BUSH BRACKET	4

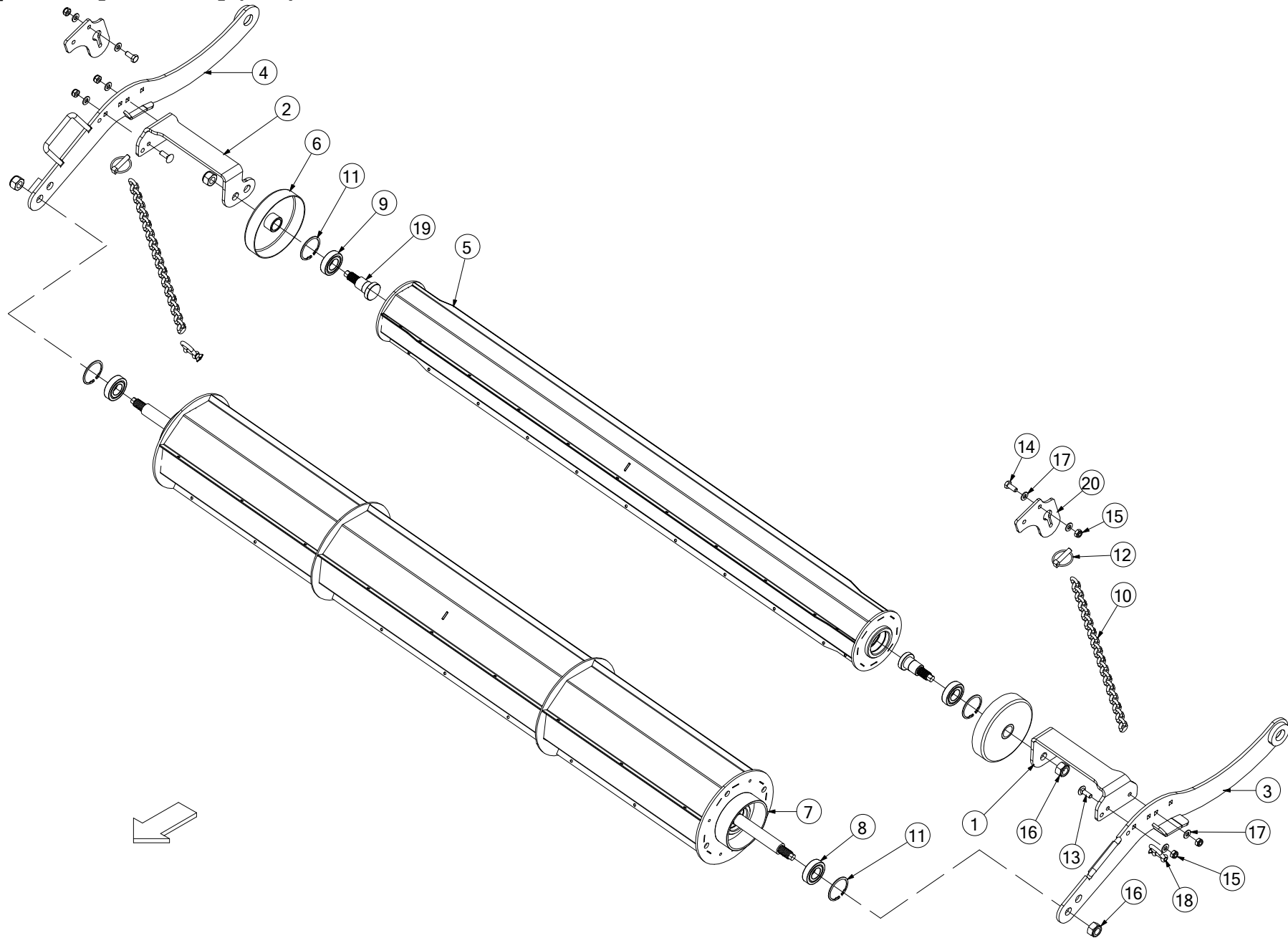
Crop roller [On Fusion-F5-V6 from Serial No 655681-706661-800616] (775)



No.	Part No	Description	Qty
1	ARC00324	CROP ROLLER WELD ASSY SMALL	1
2	ARC00325	CROP ROLLER COVER PLATE ASSY	1
3	ARC00326	CROP ROLLER SIDE PLATE ASSY (RHS)	1
4	ARC00327	CROP ROLLER SIDE PLATE ASSY (LHS)	1
5	CBR00299	BEARING 206 NPPB 30MM SPHERICAL	2
6	CCH00186	CHAIN 7X20 X 30 LINKS	2
7	CFA00002	CIRCLIP INTERNAL 20X1 DIN 472	2
8	CFA00010	ROLL PIN 8X50 Z/P	4
9	CFA00025	SETSCREW M10X30 ZP	2
<i>REPLACES CFA00016</i>			
10	CFA00123	NUT M10 NYLOC	2
11	CFA00129	NUT M20 NYLOC	2
12	CFA00201	WASHER FLAT 10 MM Z/P	4
13	CFA00202	LINCH PIN 6MM	2
14	CMH00148	SHAFT 30X95 M20 THREAD	2
15	CMH01445	BUSH 30X50X25 Z/P	2

No.	Part No	Description	Qty
-----	---------	-------------	-----

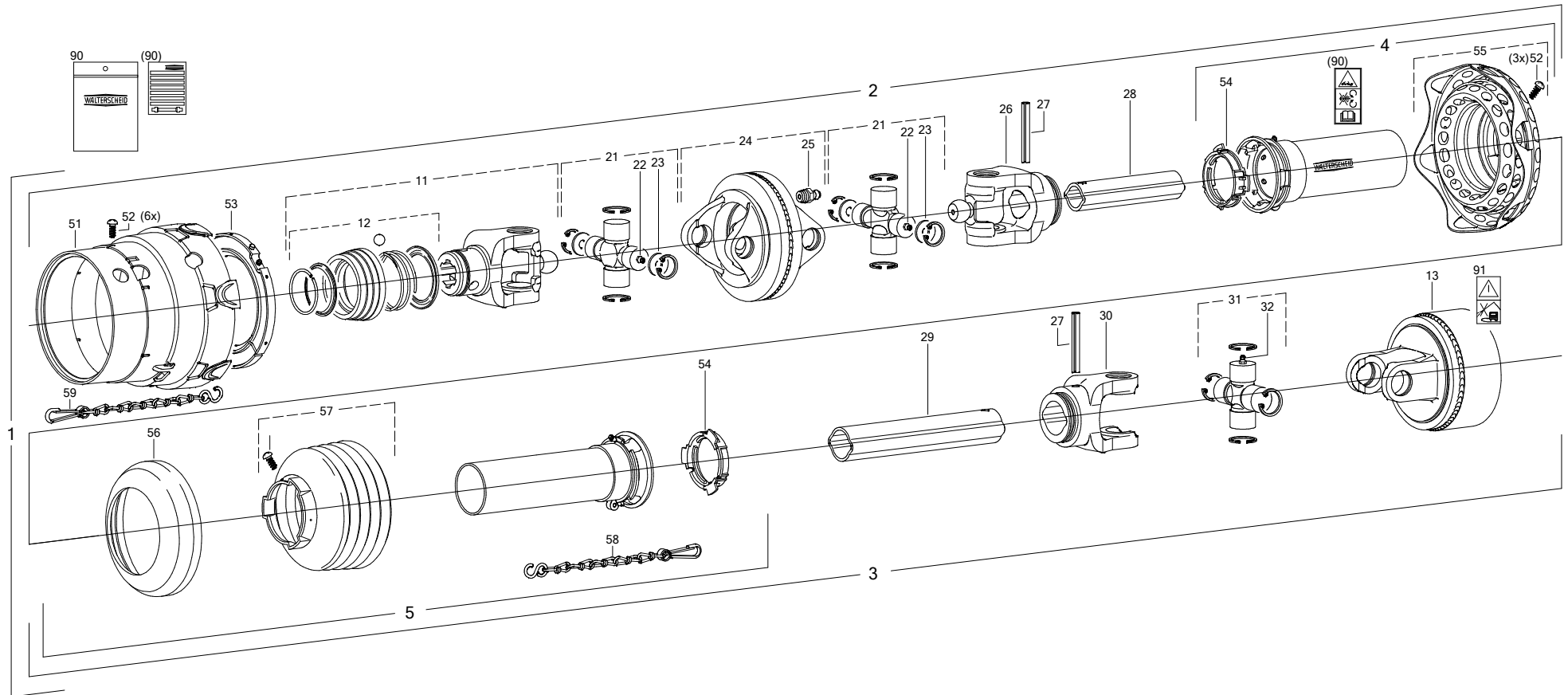
Crop roller [Camless] (966)



No.	Part No	Description	Qty
0	ARC00378	CROP ROLLER FULL ASSEM (CAMLESS)	1
<i>COMPLETE ASSEMBLY (INCLUDES ITEMS 1 THROUGH 20)</i>			
1	ACH02922	REAR CROP ROLLER HOLDER WELD ASSEM (LHS)	1
2	ACH02923	REAR CROP ROLLER HOLDER WELD ASSEM (RHS)	1
3	ARC00379	CROP ROLLER PLATE WELD ASSEM LHS (CAMLESS)	1
4	ARC00380	CROP ROLLER PLATE WELD ASSEM RHS (CAMLESS)	1
5	ARC00387	TOP ROLLER WELD ASSEM (SHORT)	1
6	ARC00392	CROP ROLLER SEAL (LARGE)	2
7	ARC00466	FRONT ROLLER ASSEM (DCR)	1
<i>INCLUDES ITEMS 8 & 11</i>			
8	CBR00024	BEARING 62062RS	2
9	CBR00299	BEARING 206 NPPB 30MM SPHERICAL	2
10	CCH00186	CHAIN CROP ROLLER 7X20X32 LINKS	2
11	CFA00002	62MM INTERNAL CIRCLIP DIN 472	4
12	CFA00005	LINCH PIN 10MM	2
13	CFA00017	SETSCREW M10X30 CUP SQ Z/P	4
14	CFA00024	SETSCREW M10X25 Z/P	2
15	CFA00123	NUT M10 NYLOC	6
16	CFA00129	NUT M20 NYLOC	4
17	CFA00201	WASHER FLAT 10 MM Z/P	8
18	CFA00457	D SHACKLE 0.375" GAL	2
19	CMH00148	SHAFT 30X86 M20 THREAD Z/P	2
20	CZF07624	6MM L DOUBLE CROP ROLLER CHAIN HOLDER	2
<i>USED ON FUSION VARIO ONLY (NOT SHOWN) PRIOR TO SERIAL No 900340</i>			
20	CZF07847	CAMLESS REEL CHAIN HANGER	1
<i>USED ON V6 FROM SERIAL No 805001 & FUSION VARIO FROM SERIAL No 900340 (LH SIDE)</i>			
20	ACH02980	PLATFORM BRACKET V6/ VARIO ASSY	1
<i>USED ON V6 FROM SERIAL No 805001 & FUSION VARIO FROM SERIAL No 900340 (RH SIDE)</i>			
20	CZF07625	6MM L DOUBLE CROP ROLLER CHAIN HOLDER F3	2
<i>USED ON FUSION 3 ONLY (NOT SHOWN)</i>			
20	CZF07629	6MM L CAMLESS CHAIN PLATE F5000 / V6	2
<i>USED ON F5 BALERS & V6 PRIOR TO SERIAL No 805001 (SHOWN)</i>			

No.	Part No	Description	Qty
-----	---------	-------------	-----

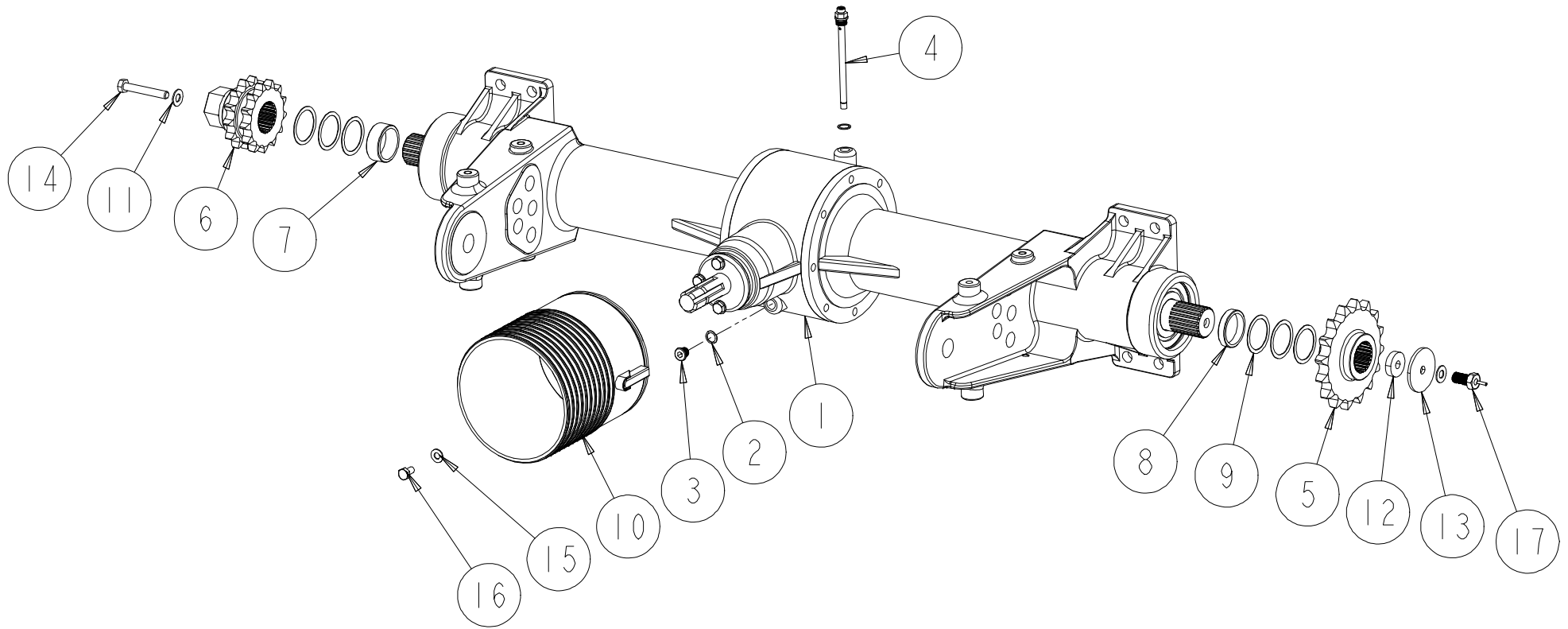
PTO shaft [WWE2480]



No.	Part No	Description	Qty
1	CMT00165	PTO SHAFT 1560MM FUSION2	1
2	CMT00178	PTO SHAFT FUS 2 TRACTOR HALF	1
3	CMT00179	PTO SHAFT FUSION 2 BALER HALF	1
4	CMT00402	PTO TUBE GUARDS FOR CMT00165	1
<i>COMPLETE SLEEVE ASM (REPLACES CMT00167 - TRACTOR HALF)</i>			
5	CMT00402	PTO TUBE GUARDS FOR CMT00165	1
<i>COMPLETE SLEEVE ASM (REPLACES CMT00168 - MACHINE HALF)</i>			
11	CMT00081	YOKE QUICK DISCONNECT 1 3/4" 6 SPLINE	1
11	CMT00186	YOKE END 1 3/4" 20 SPLINE OPTION	1
12	CMT00174	KIT QUICK RELEASE DRV SF 6 SPLINE ONLY	1
13	CMT00083	CLUTCH CAM TYPE FUSION	1
13a	CMT00471	SPRING PACK CLUTCH 2200NM K64/24	1
13b	CMT00158	CLAMP PIN BALER PTO SHAFT 7540	1
<i>BOLT-PIN TO SECURE PTO SHAFT TO PTO STUB ON MACHINE GEARBOX</i>			
21	CMT00084	UNIVERSAL JOINT TYPE 1	2
22	CFA00097	GREASE NIPPLE	2
23	CMT00085	PLATE DIA 26.95X2 FUSION PTO	4
24	CMT00086	YOKE DOUBLE WITH GREASE NIPPLE	1
25	CFA00628	GREASE NIPPLE M8X1 STRAIGHT	1
26	CMT00087	YOKE INNER SMALL PROFILE TUBE	1
27	CFA00629	SPLIT PIN 10X80	2
28	CMT00188	PROFILE TUBE COATED INNER	1
29	CMT00190	PROFILE TUBE OUTER	1
30	CMT00090	INNER YOKE LARGE PROFILE TUBE	1
31	CMT00091	UNIVERSAL JOINT TYPE 2	1
32	CFA00103	GREASE NIPPLE	1
51	CMT00169	CONE GUARD PTO FUSION	1
52	CFA00630	SCREW M4X10 FUSION PTO	10
53	CMT00093	BEARING RING LARGE DIA. FUSION	1
54	CMT00095	BEARING RING SMALL FUSION PTO	2
55	CMT00189	FLEXIBLE GUARD CONE	1
56	CMT00096	REINFORCEMENT COLLAR FUSION	1
57	CMT00097	GUARD CONE FUSION PTO	1
58	CCH00046	SAFETY CHAIN 400MM FUSION PTO	1
59	CCH00047	SAFETY CHAIN 600MM FUSION PTO	1
90	CLT00082	DECAL+MANUAL WARNING PTO SHAFT	1
91	CST00133	DECAL NO HIGH PRESSURE CLEANER	1

No.	Part No	Description	Qty
-----	---------	-------------	-----

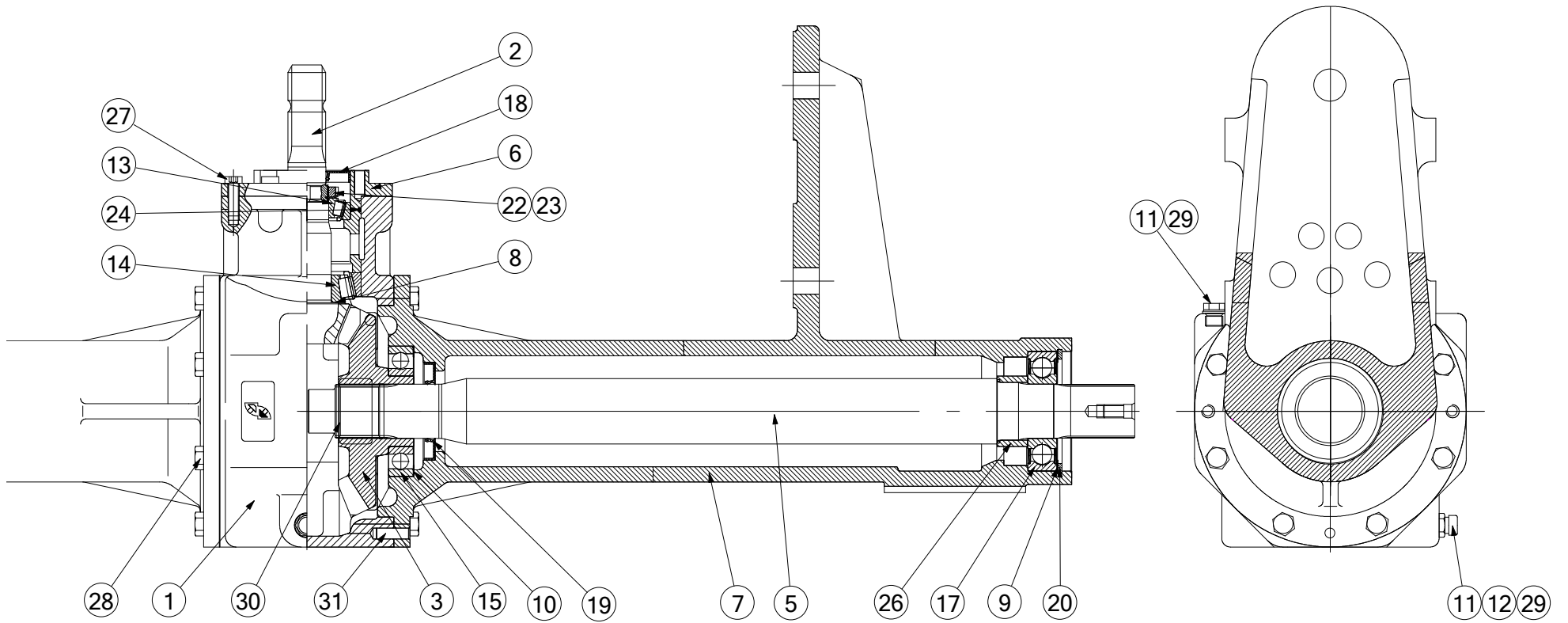
Gearbox 1 (605)



No.	Part No	Description	Qty
1	CMT00106	GEARBOX ASSY ST BALE	1
2	CSE00127	SEAL O-RING COPPER GEARBOX	2
3	CMT00073	DRAIN PLUG GEARBOX FUSION	1
4	CMT00072	GEARBOX BREATHER	1
5	CMH02317	SPROCKET 1 1/4" 17T 50MM SPLINE	1
6	ARC00144	SPROCKET 13T DUPLEX ASSY	1
7	CMH01029	BUSH 50X60X23 F550 GEARBOX	1
8	CMH01030	BUSH 50X60X12 F550 GEARBOX	1
9	CFA00048	SHIM 50X62X1.0	6
10	CGD00156	GUARD GEARBOX	1
11	CFA00250	WASHER SKM12	2
12	CZH02119	10MM L WASHER 10X40X12	1
13	CZC04301	3MM L GEAR BOX WASHER	1
14	CFA00330	BOLT M12X80 Z/P	1
15	CFA00251	WASHER SKM10	4
16	CFA00018	SETSCREW M10X20	4
17	CVA00563	BEKA OIL PUMP DRIVE	1

No.	Part No	Description	Qty
-----	---------	-------------	-----

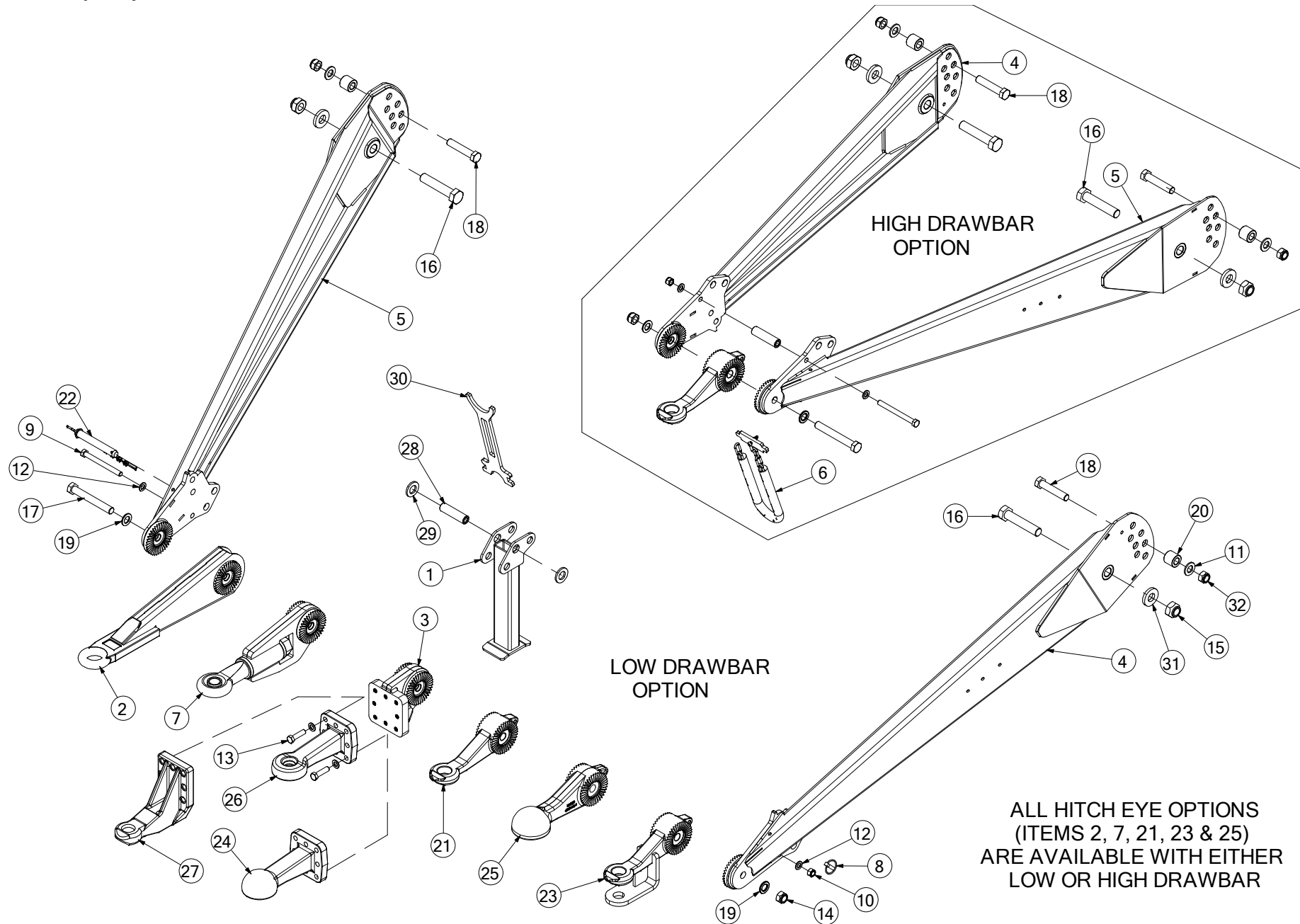
Gearbox 2 (135)



No.	Part No	Description	Qty
1	CMT00161	GEARBOX HOUSING CENTRE	1
2	CMH02251	INPUT SHAFT (PINION)	1
3	CMH02252	BEVEL GEAR	2
<i>UP TO SERIAL NO. 704582 (F5 series) UP TO SERIAL NO. 800099 (V6 series)</i>			
3	CMH02458	BEVEL GEAR	2
<i>FROM SERIAL NO. 704583 (F5 series) FROM SERIAL NO. 800100 (V6 series)</i>			
5	CMH02253	MAIN SHAFT	2
6	CMT00160	INPUT ASSY HOUSING	1
7	CMT00104	GEARBOX HOUSING LEFT/RIGHT	2
<i>UP TO SERIAL NO. 704582 (F5 series) UP TO SERIAL NO. 800099 (V6 series)</i>			
7	CMT00244	GEARBOX HOUSING LEFT/RIGHT	2
<i>FROM SERIAL NO. 704583 (F5 series) FROM SERIAL NO. 800100 (V6 series)</i>			
8	CFA02204	SHIM 45X55X0.1	0
8	CFA02205	SHIM 45X55X0.2	0
8	CFA02206	SHIM 45X55X0.5	0
8	CFA02207	SHIM 45X55X1	0
9	CFA02208	SHIM 90X110X0.1	0
9	CFA02209	SHIM 90X110X0.2	0
9	CFA02210	SHIM 90X110X0.5	0
9	CFA02211	SHIM 90X110X1	0
10	CFA00658	SHIM 100X120X0.1	0
10	CFA02212	SHIM 100X120X0.2	0
10	CFA00660	SHIM 100X120X0.5	0
10	CFA00661	SHIM 100X120X1	0
11	CMT00073	DRAIN PLUG GEARBOX FUSION	1
12	CMT00072	FUSION GEARBOX BREATHER	1
13	CBR00115	TAPER ROLLER BEARING 3020 8A	1
14	CBR00116	TAPER ROLLER BEARING 3030 9A	1
15	CBR00114	BEARING 6213 C3	2
<i>UP TO SERIAL NO. 704582 (F5 series) UP TO SERIAL NO. 800099 (V6 series)</i>			
15	CBR00296	BEARING 6313 C3	2
<i>FROM SERIAL NO. 704583 (F5 series) FROM SERIAL NO. 800100 (V6 series)</i>			
17	CBR00113	BEARING 6310 2RSR	2
18	CSE00132	RADIAL SEAL 35X80X10	1
19	CSE00133	RADIAL SEAL 50X90X10	2
20	CFA00652	CIRCLIP 110X4	2
22	CFA02202	SLOTTED NUT KM 8	1
23	CFA02203	LOCKING WASHER MB 8	1
24	CSE00142	O RING 95X3MM	1
26	CMH02255	BUSHING	2
27	CFA00025	SETSCREW M10X30	6
28	CFA00324	SETSCREW M12X40	12
29	CSE00127	COPPER WASHER	2
30	CST00624	NAME/ RATING PLATE	1
31	CFA00662	DOWEL	2
32	REP00040	GEARBOX REPAIR KIT	0
<i>UP TO SERIAL NO. 704582 (F5 series) UP TO SERIAL NO. 800099 (V6 series)</i>			
32	REP00056	GEARBOX REPAIR KIT	0
<i>FROM SERIAL NO. 704583 (F5 series) FROM SERIAL NO. 800100 (V6 series)</i>			

No.	Part No	Description	Qty
-----	---------	-------------	-----

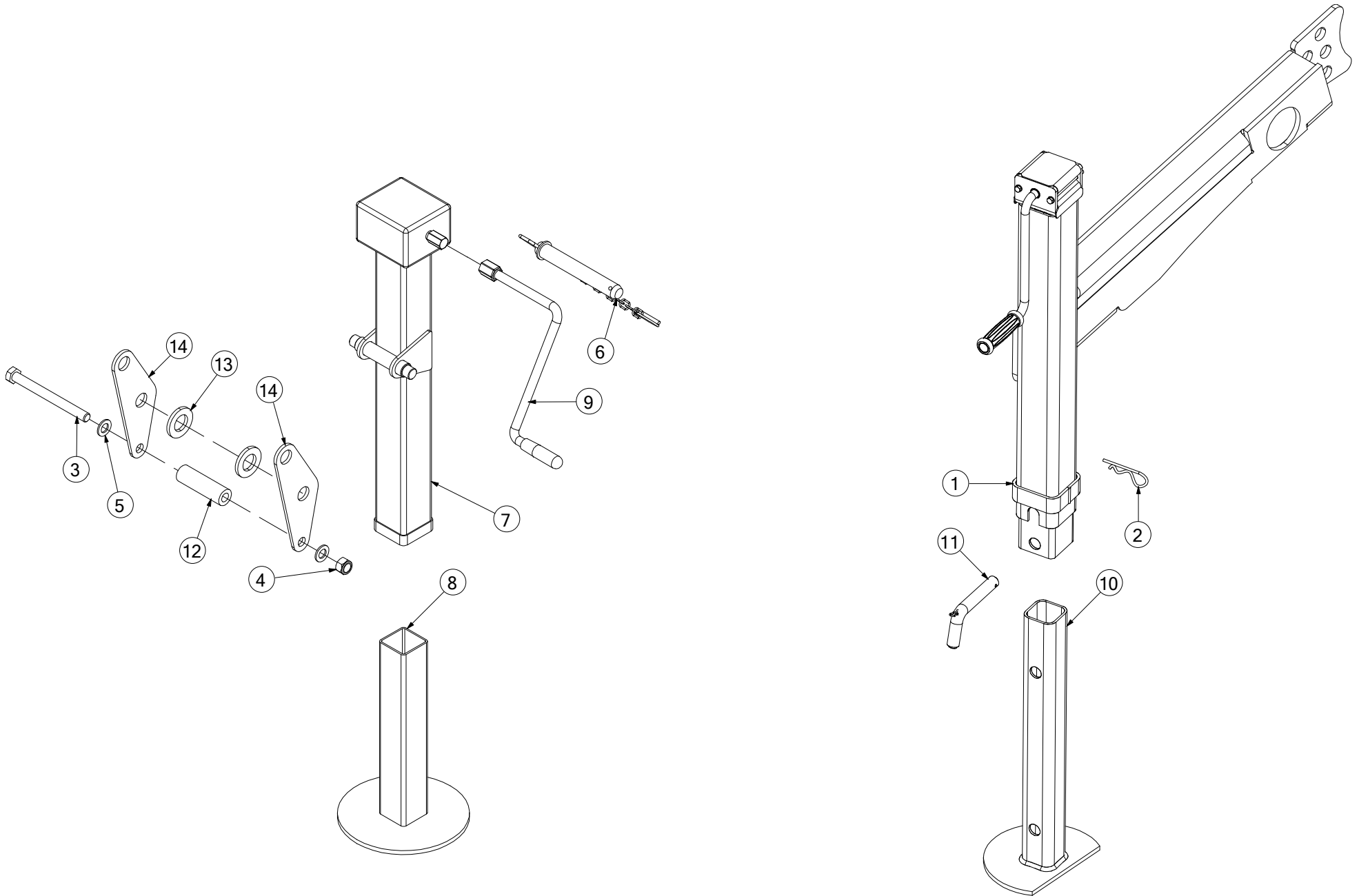
Drawbar (952)



No.	Part No	Description	Qty
0	ABD00140	DRAWBAR COMPLETE ASSEMBLY HD <i>INCLUDES STANDARD HITCH EYE ITEM 21</i>	1
1	ADB00068	DRAWBAR STAND SWIVEL STANDARD	1
2	ADB00083	HITCH EYE 600MM CTR (NORWAY) <i>OPTIONAL</i>	1
3	ADB00095	GERMAN COUPLING ADAPTOR 8-HOLE <i>NO LONGER AVAILABLE</i>	1
4	ADB00141	DRAWBAR WELD (LEFT) FUSION	1
5	ADB00142	DRAWBAR WELD (RIGHT) FUSION	1
6	ADB00163	HIGH DRAWBAR PTO HOLDER <i>PTO HOLDER FOR HIGH DRAWBAR OPTION ONLY (REPLACES ADB00100)</i>	1
7	ADB00174	HITCH EYE SWIVEL 50MM FUSION 3 <i>OPTIONAL</i>	1
8	CFA00005	LINCH PIN 10MM	1
9	CFA00061	BOLT M16X170 ZP DIN931 8.8 Z/P	1
10	CFA00128	NUT M16 NYLOC	1
11	CFA00135	WASHER FLAT 1" Z/P	2
12	CFA00140	WASHER FLAT 16MM Z/P	10
13	CFA00409	BOLT M16 X 60 Z/P	8
14	CFA00130	NUT M24 STD NYLOC Z/P	1
15	CFA00420	NUT M30X2 NYLOC DIN985 8.8 Z/P	2
16	CFA00522	BOLT M30X2X150 DIN960 10.9 Z/P	2
17	CFA00795	BOLT M24X3X180 STD GRADE 8.8 Z/P	1
18	CFA00748	BOLT M24X2X120 DIN960 10.9 Z/P	2
19	CFA00796	WASHER PEINER M24 GALV DIN6916	2
20	CMH01005	BUSH 44.45X20X40	2
21	ADB00150	HITCH EYE COUPLING RING STD Ø40 <i>STANDARD HITCH EYE (ADB00150 IS A DIRECT REPLACEMENT FOR CTP00092 & CTP00317)</i>	1
22	CTP00265	PIN HITCH 1" BALER DRAWBAR	1
23	CTP00274	HITCH EYE AMERICIAN BALER <i>OPTIONAL</i>	1
24	CTP00292	COUPLING HEAD BALL K80-3192 8H <i>NO LONGER AVAILABLE - ORDER ADB00198 (ITEM 25)</i>	1
25	ADB00198	K80 ISO24347 BALL COUPLER SPOON <i>OPTIONAL</i>	1
26	CTP00367	HITCH EYE 100X110 DIN11026 40Ø <i>NO LONGER AVAILABLE - ORDER ADB00150 (ITEM 21)</i>	1
27	CTP00469	HITCH EYE_00.652.50.1-A02_DIN11026 <i>NO LONGER AVAILABLE - ORDER ADB00150 (ITEM 21)</i>	1
27a	CFA02275	SETSCREW M16X60 SOC CAP 10.9 Z/P <i>USED IN BOTTOM CENTRE HOLE</i>	1
27b	CFA00783	WASHER NL16 NORD-LOCK <i>USED IN BOTTOM CENTRE HOLE</i>	1
28	CXT00419	BUSHING C030X7X112	1
29	CZF04263	6MM L DRAWBAR WASHER Z/P	2
30	CZH02914	10MM L PTO SUPPORT STAND BALER <i>PTO HOLDER FOR LOW DRAWBAR OPTION ONLY</i>	1
31	CZH04335	10MM L WASHER 30X65X10 Z/P	2
32	CFA00419	NUT M24X2 NYLOC DIN985 8.8 Z/P	2

No.	Part No	Description	Qty
-----	---------	-------------	-----

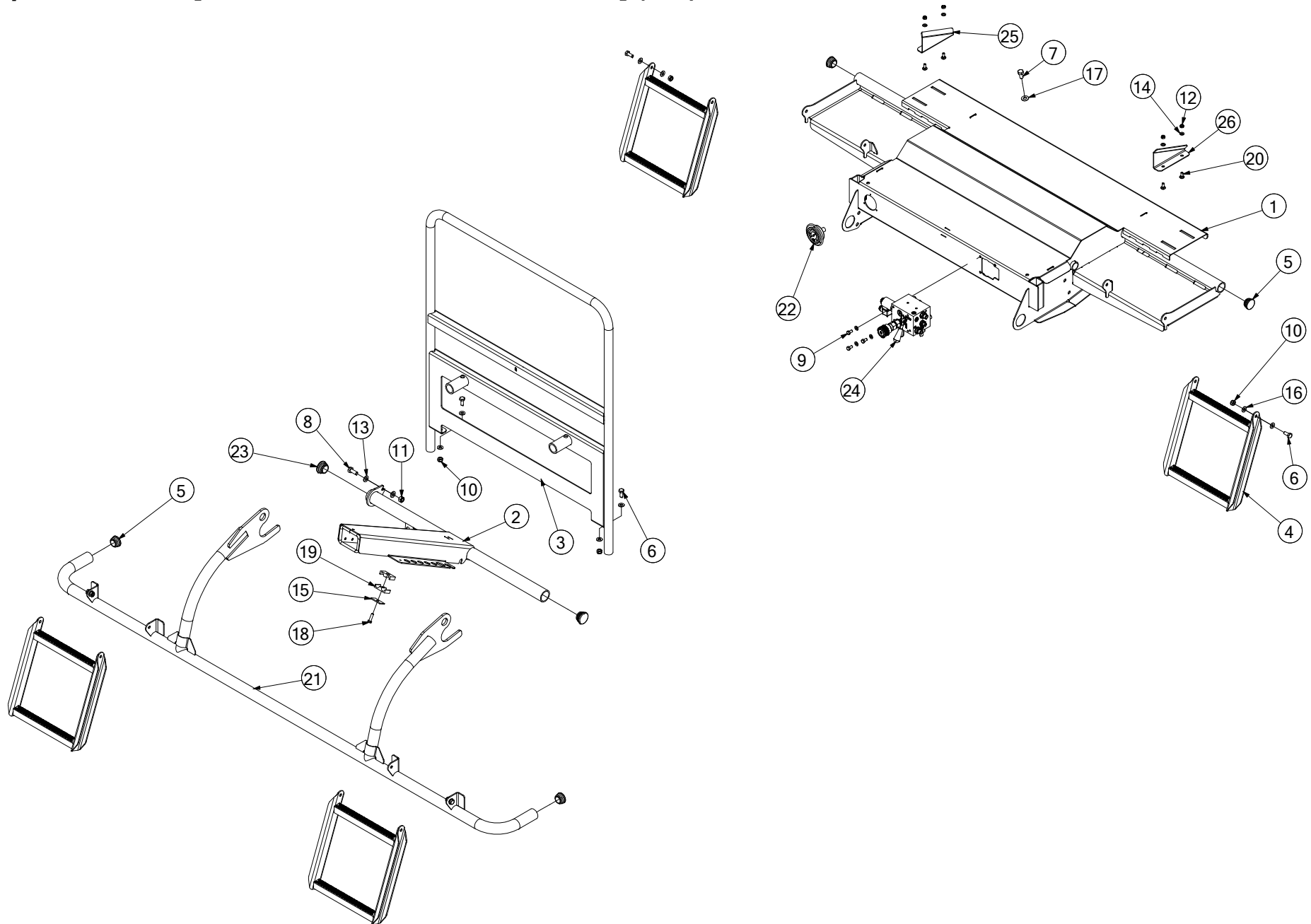
Screw type jack (349)



No.	Part No	Description	Qty
1	ADB00104	JACK SCREW F5-V6 SERIES C/W CR	1
<i>HIGH HITCH STAND (INCLUDES ITEMS 2, 10 & 11)</i>			
1a	KST00090	HIGHSTAND BEVEL GEAR REPLACEMENT KIT	1
<i>SET OF REPLACEMENT BEVEL GEARS FOR HIGH HITCH STAND REPAIR</i>			
2	CFA00004	R-CLIP 4MM	1
3	CFA00061	BOLT M16X170 Z/P	1
4	CFA00128	NUT M16 NYLOC	1
5	CFA00140	WASHER FLAT 16MM Z/P	2
6	CTP00265	PIN HITCH 1 BALER DRAWBAR	1
<i>INCLUDES CHAIN & LINCH-PIN</i>			
7	ACH00708	PARKING JACK ADJ FUS F5 RANGE	1
<i>LOW HITCH STAND (INCLUDES ITEM 8 & 9) REPLACES CTP00294</i>			
8	CTP00296	PARKING JACK FUS F5 BOTTOM	1
<i>LOW HITCH STAND LEG (SPECIFY WHICH TYPE KNOTT OR RUDIFLEX)</i>			
9	CTP00297	PARKING JACK HANDLE	1
<i>LOW HITCH STAND ONLY (SPECIFY WHICH TYPE KNOTT OR RUDIFLEX)</i>			
10	CTP00081	LEG EXT PIECE PARKING JACK	1
<i>HIGH HITCH STAND LEG</i>			
11	CTP10002	PIN PARKING JACK BALER	1
12	CXT00502	BUSHING C030X7X100	1
13	CZF04263	6MM L DRAWBAR WASHER Z/P	2
14	CZF04979	6MM L STAND TRANSPORT BRACKET	2

No.	Part No	Description	Qty
-----	---------	-------------	-----

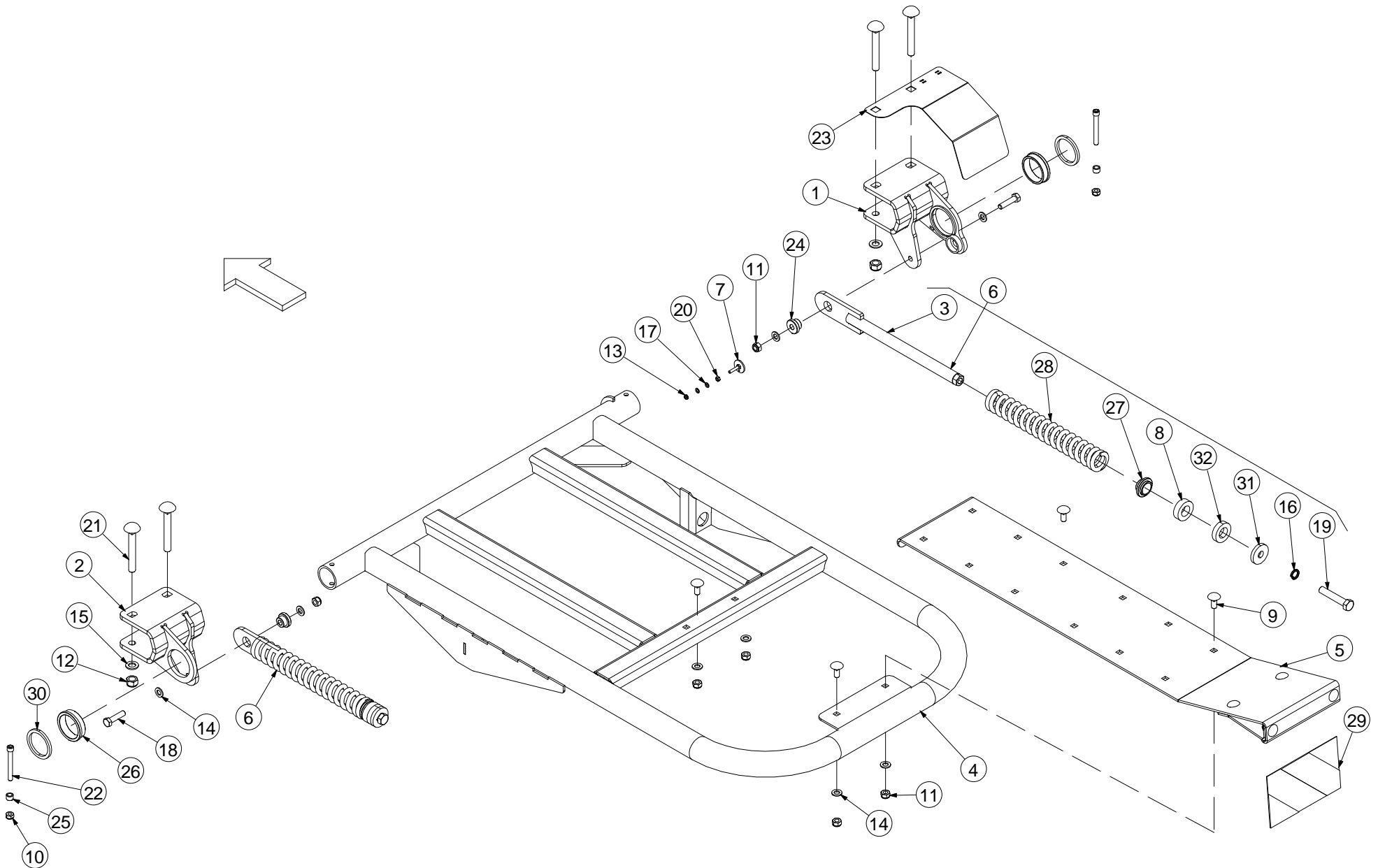
Steps & Platform [From Serial No 801045 to 805000] (839)



No.	Part No	Description	Qty
1	ACH02615	STEPS AND PLATFORM ASSY V6	1
2	ACN00069	HOSE TRAY BELT BALER WELD ASSY	1
3	AGD00006	GUARD TUBULAR FRAME PLATFORM V6	1
4	ART00349	LOWER STEP ASSEMBLY F5	4
5	CBC00005	CAP PLASTIC INSERT 42.4MM RND	4
6	CFA00024	SETSCREW M10X25 Z/P	10
7	CFA00031	SETSCREW M12X25 Z/P	4
8	CFA00032	SETSCREW M12X30 Z/P	1
9	CFA00101	SETSCREW M8X16 Z/P	3
10	CFA00123	NUT M10 NYLOC	10
11	CFA00124	NUT M12 NYLOC	1
12	CFA00132	NUT M8 NYLOC Z/P	4
13	CFA00138	WASHER FLAT 12MM Z/P	2
14	CFA00147	WASHER FLAT 8MM Z/P	7
15	CFA00183	HOSE CLAMP COVER PLATE 14-18	1
16	CFA00201	WASHER FLAT 10 MM Z/P	20
17	CFA00250	WASHER SKM12	4
18	CFA00316	BOLT M8X30 Z/P	1
19	CFA00370	HOSE CLAMP 18MM (2 PER SET)	2
20	CFA00506	SETSCREW M8X20 CUPHEAD SQ ZP	4
21	CGD00261	GUARD FRONT F550 (2012 MODEL)	1
22	CHY00133	GAUGE PRESSURE 63DIA FLANGE	1
23	CPL00086	BLANKING CAP 40MM ID	2
24	CVA00346	DOOR TENSION VALVE V660	1
25	CZC03302	3MM L NET BOX PART BELT BALER	1
26	CZC04556	3MM L NET BOX PART BELT V6	1

No.	Part No	Description	Qty
-----	---------	-------------	-----

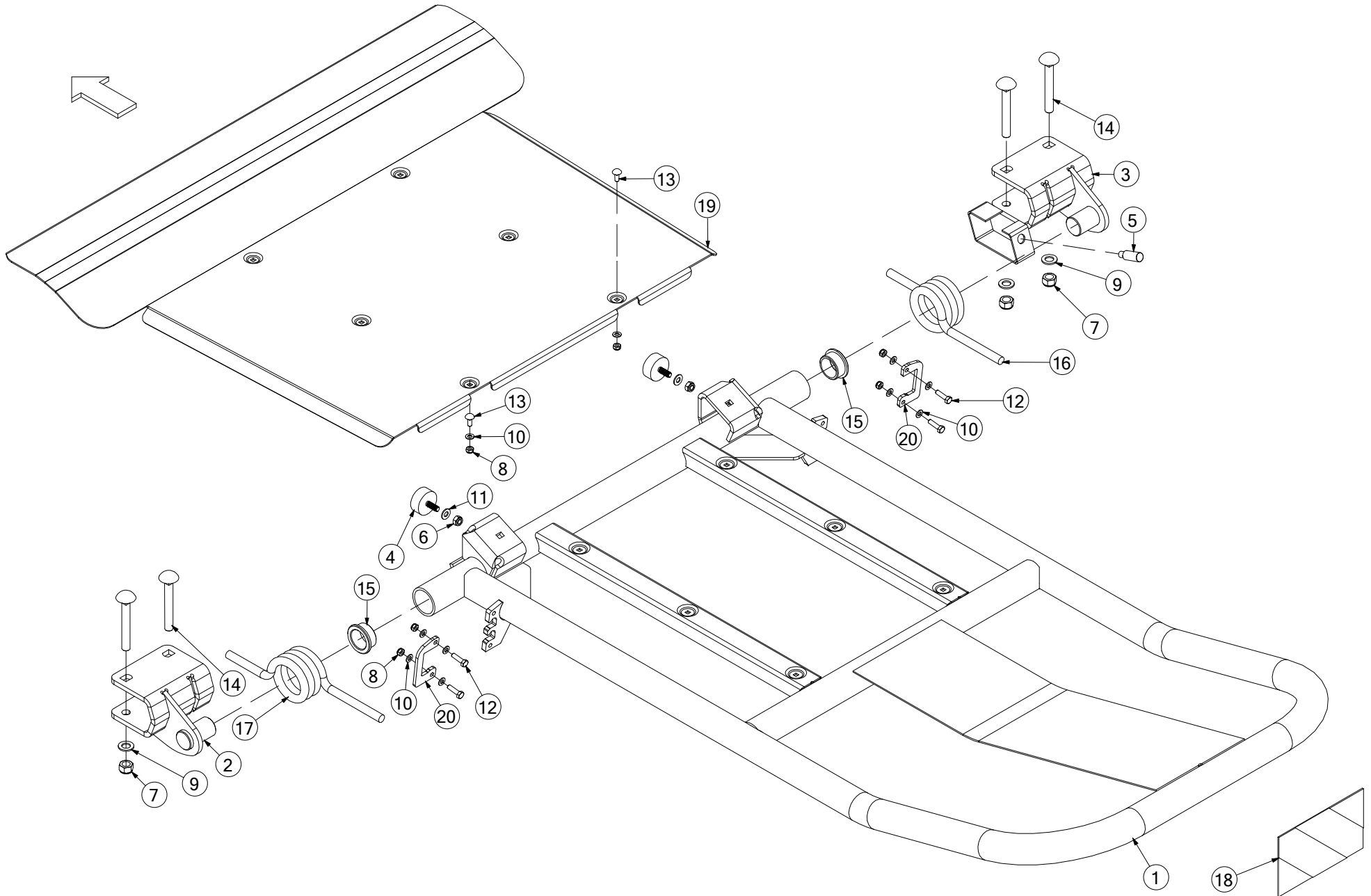
Bale damper [Up to Serial No 803256] (642)



No.	Part No	Description	Qty
0	ALA00376	BALE KICKER COMP ASSY	1
1	ACH02408	KICKER BRACKET WELD ASSY	1
2	ACH02409	KICKER BRACKET WELD ASSY	1
3	ALA00099	SPRING TUBE ASSY BAL	2
4	ALA00375	BALE KICKER WELD ASSY	1
5	ALA00459	KICKER EXTENSION ASSY	1
6	ALA00660	SPRING ASSEMBLY BALE DAMPER V6	2
<i>INCLUDES ITEMS 3, 8, 16, 19, 27, 28, 31 & 32</i>			
7	ALA00675	BALE KICKER SENSOR TARGET	1
8	CBE00169	BUFFER 27X50X15	2
9	CFA00078	SETSCREW M12X30 CUP SQ Z/P	4
10	CFA00123	NUT M10 NYLOC	2
11	CFA00124	NUT M12 NYLOC	6
12	CFA00128	NUT M16 NYLOC	4
13	CFA00131	NUT M6 NYLOC	1
14	CFA00138	WASHER FLAT 12MM Z/P	8
15	CFA00140	WASHER FLAT 16MM Z/P	4
16	CFA00142	WASHER SPRING 16MM Z/P	2
17	CFA00144	WASHER FLAT 6MM Z/P	2
18	CFA00272	BOLT M12X50 Z/P	2
19	CFA00332	SETSCREW M16X85 Z/P	2
20	CFA00473	NUT M6 STD Z/P	1
21	CFA02267	BOLT M16X120 CUPHEAD SQ Z/P	4
22	CFA02303	BOLT M10X85 SOC CAP Z/P 8.8 GRADE	2
23	CGD00360	BALE KICKER SENSOR GUARD	1
24	CMH00771	BUSH 12X35 STEPPED	2
25	CMH00809	BUSH 10X16X11 Z/P	2
26	CMH00944	BUSH 60X75X20	2
27	CMH01243	BUSH 29X60X27 NYLON	2
28	CSG00225	SPRING COMP 10X52.5 O.DX360 V660	2
29	CST00761	DECAL RED WHITE HATCHING	1
30	CZF03228	6MM L BALE RAMP PART ST BALER	2
31	CZG02173	8MM L WASHER PART ST	2
32	CZI04223	12MM KICKER SPACER V660	2

No.	Part No	Description	Qty
-----	---------	-------------	-----

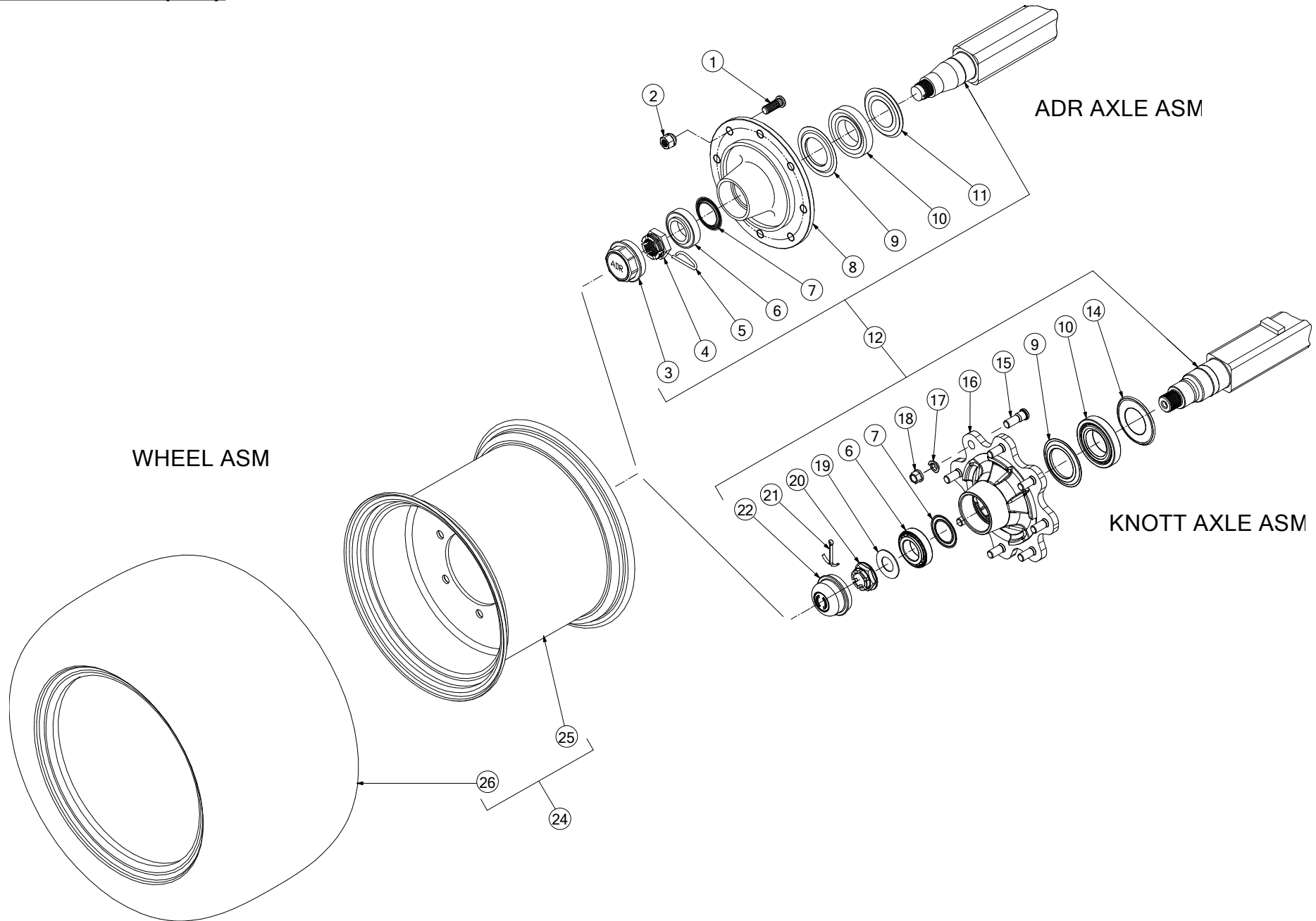
Bale damper [From Serial No 803257] (999)



No.	Part No	Description	Qty
0	ABD00094	V6 BALE KICKER COMP ASSEM	1
<i>COMPLETE ASSEMBLY (CAN BE RETRO-FITTED TO ANY V6 BALER)</i>			
1	ABD00103	BALE KICKER WELD ASSY V6	1
2	ACH02834	KICKER HINGE WELD ASSEM LHS	1
3	ACH02835	KICKER HINGE WELD ASSEM RHS	1
4	CBE00002	BUFFER RUBBER 50X21 M10X28	2
5	CEL00767	SENSOR M18 E2A-M18KS08-M1-C1	1
6	CFA00123	NUT M10 NYLOC	2
7	CFA00128	NUT M16 NYLOC	4
8	CFA00132	NUT M8 NYLOC Z/P	10
9	CFA00140	WASHER FLAT 16MM Z/P	4
10	CFA00147	WASHER FLAT 8MM Z/P	14
11	CFA00201	WASHER FLAT 10 MM Z/P	2
12	CFA00316	BOLT M8X30 Z/P	4
13	CFA00506	SETSCREW M8X20 CUPHEAD SQ ZP	6
14	CFA02267	BOLT M16X120 CUPHEAD SQ Z/P	4
15	CMH02363	BALE DAMPER MACHINED BUSH	2
16	CSG00300	SPRING TORSION 16X68 BALE KICKER V6 LH	1
<i>ITEMS 16 & 17 SHOULD ALWAYS BE REPLACED AS A SET</i>			
17	CSG00301	SPRING TORSION 16X68 BALE KICKER V6 RH	1
<i>ITEMS 16 & 17 SHOULD ALWAYS BE REPLACED AS A SET</i>			
18	CST00761	DECAL RED WHITE HATCHING	1
19	CZC05419	3MM L BALE KICKER COVER PLATE	1
20	CZF07233	6MM L BALE KICKER SPRING BRACKET	2

No.	Part No	Description	Qty
-----	---------	-------------	-----

Axle & wheels (773)



No.	Part No	Description	Qty
1	CAX00208	STUD M18X1.5X55 ADR HUB	16
2	CFA00121	M18 WHEEL NUT ADR	16
3	CAX00080	HUB CAP ADR FOR CAX00063	2
4	CFA00751	CASTLE NUT ADR FOR CAX00063	2
5	CFA00750	LOCKING PIN ADR	2
6	CBR00262	TAPER ROLLER BEARING 32210	2
7	CBR00261	NILOS SEAL 1 AXLE CAX00063	2
8	CAX00065	HUB ADR 8 STUD CAX00063	2
9	CBR00263	NILOS SEAL 2 AXLE CAX00063	2
10	CBR00064	TAPER ROLLER BEARING 30213	2
11	CSE00143	OIL SEAL ADR AXLE CAX00063	2
12	CAX00063	AXLE ASSY ST BALER	1
14	CSE00614	OIL SEAL KNOTT 6B6846.001	2
15	CFA00965	WHEEL STUD M18X1.5X52 KNOTT 6X0039.009	16
16	CAX00150	HUB 8 STUD KNOTT 6B6595.110	2
17	CAX00057	WASHER FOR AXLE B80L030D/S	16
18	CAX00056	NUT FOR AXLE B80L030D/S	16
19	CFA00963	WASHER ?36X?70 KNOTT 6B7216.001	2
20	CFA00964	CASTLE NUT M36X1.5 KNOTT 6B7217.001	2
21	CFA00410	SPLIT PIN 6X90	2
22	CAX00151	HUB CAP ?90 KNOTT 408440.001	2
0	0	0	0
24	CWH00058	WHEEL ASY 500/50-22.5 BKT	2
<i>(INCLUDES ITEMS 25 & 26)</i>			
25	CWH00066	RIM 16X22.5 (8-STUD -50 OFFSET)	2
26	CWH00067	TYRE 500/50-22.5 FLOTATION-648 BKT	2
0	0	0	0
24	CWH00083	WHEEL ASY 460/65-20 VREDESTEIN FLO+	2
<i>(INCLUDES ITEMS 25 & 26)</i>			
25	CWH00085	RIM 14X20 (8 STUD -35 OFFSET)	2
<i>REPLACES CWH00265</i>			
26	CWH00264	TYRE 460/65-20 VERDESTEIN FLO+	2
0	0	0	0
24	CWH00092	WHEEL ASSY 560/45R22.5 ALLIANCE 885	2
<i>(INCLUDES ITEMS 25 & 26)</i>			
25	CWH00066	RIM 16X22.5 (8-STUD -50 OFFSET)	2
26	CWH00091	560/45R22.5 ALLIANCE 885	2

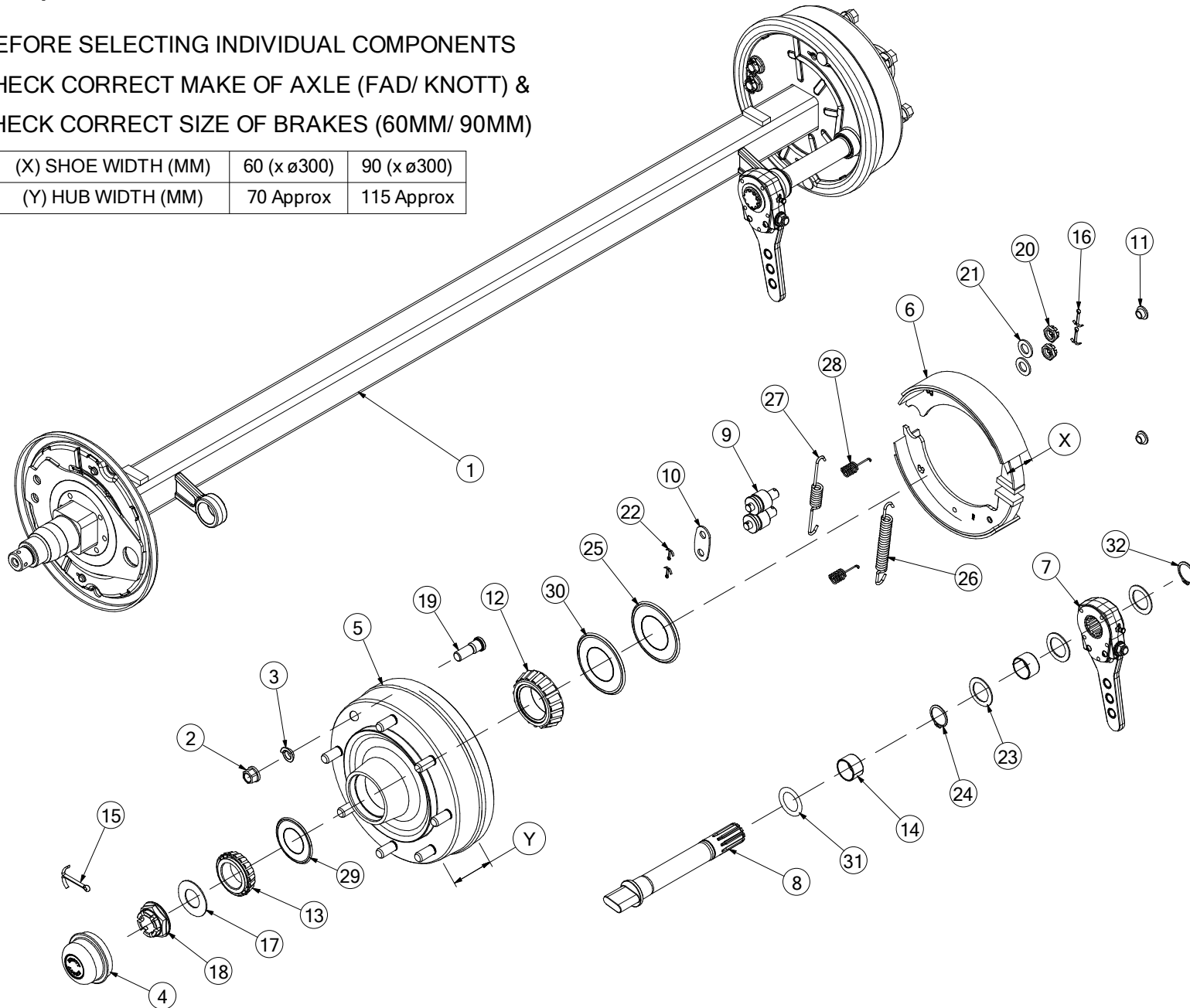
No.	Part No	Description	Qty
-----	---------	-------------	-----

Axle braked (838)

BEFORE SELECTING INDIVIDUAL COMPONENTS

1. CHECK CORRECT MAKE OF AXLE (FAD/ KNOTT) &
2. CHECK CORRECT SIZE OF BRAKES (60MM/ 90MM)

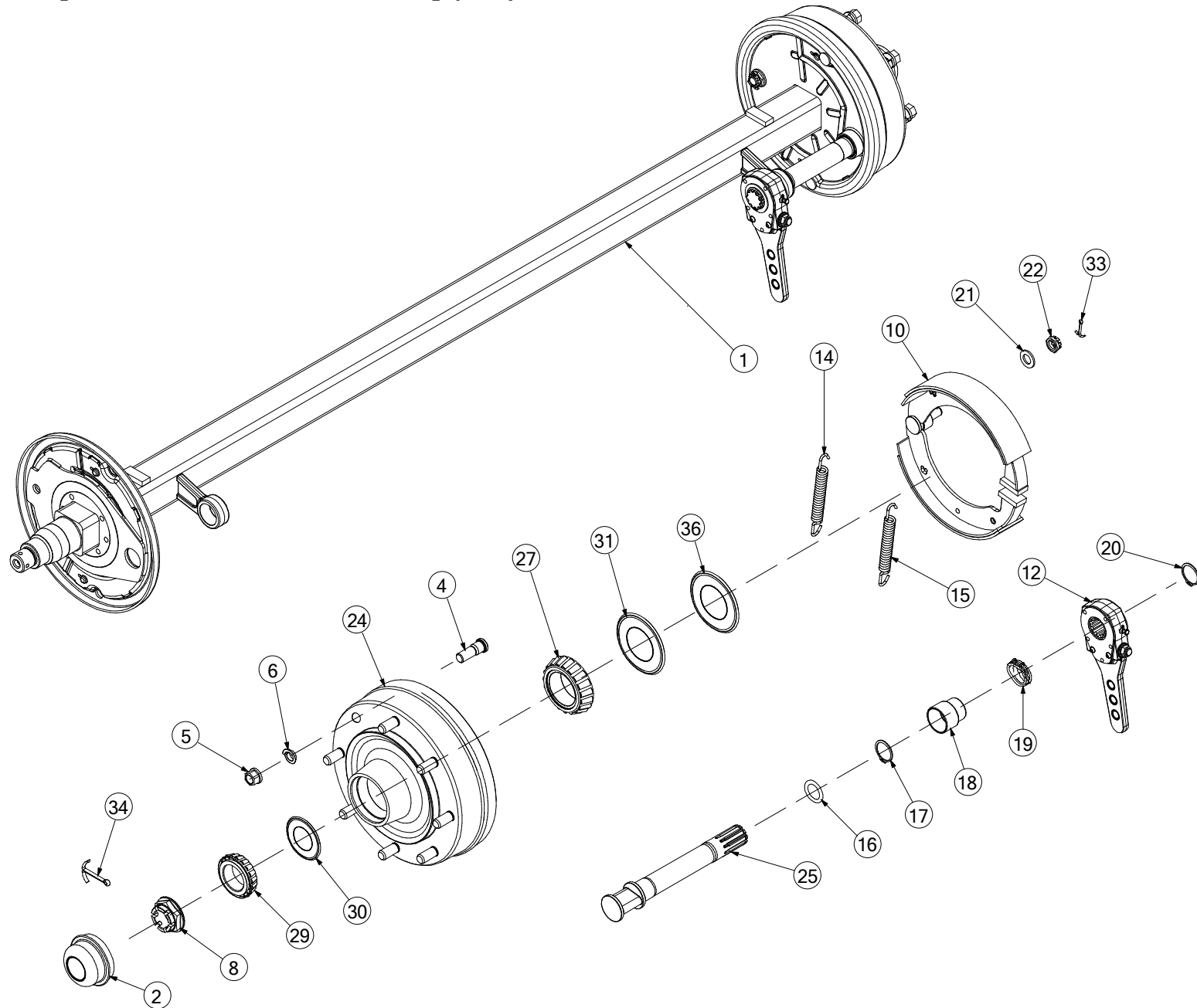
(X) SHOE WIDTH (MM)	60 (x \varnothing 300)	90 (x \varnothing 300)
(Y) HUB WIDTH (MM)	70 Approx	115 Approx



No.	Part No	Description	Qty
1	CAX00114	AXLE BRAK 8 STUD 70X300X60 FAD <i>(300X60) COMPLETE FAD AXLE ASM USED ON F5 SERIES MACHINES ONLY</i>	1
1	CAX00196	AXLE BRAKE 8 STUD 70X300X90 FAD <i>(300X90) COMPLETE FAD AXLE ASM USED ON V6 SERIES MACHINES ONLY</i>	1
2	CAX00056	NUT M18X1.5 AXLE B80L030D/S <i>FAD AXLE ONLY</i>	16
2	CAX00161	NUT M18X1.5X24AF AXLE KNOTT 6X0883.001 <i>KNOTT AXLE ONLY</i>	16
3	CAX00057	WASHER 18MM AXLE B80L030D/S	16
4	CAX00025	HUB CAP 998 FAD <i>FAD AXLE ONLY</i>	2
4	CAX00151	HUB CAP KNOTT 408440.001 <i>KNOTT AXLE ONLY</i>	2
5	CAX00133	HUB ASSEMBLY FAD AXLE BRAKED <i>(300X60) FAD AXLE ONLY (INCLUDES ITEMS 12, 13 & 19) HUB WIDTH IS 70MM APPROX</i>	2
5	CAX00201	HUB ASSEMBLY FAD AXLE AIR-BRAKE CAX00196 <i>(300X90) FAD AXLE ONLY (INCLUDES ITEMS 12, 13 & 19) HUB WIDTH IS 115MM APPROX</i>	2
5	CAX00155	HUB ASM BRAKE KNOTT 6B6597.100 <i>KNOTT AXLE ONLY (INCLUDES ITEMS 4, 12, 13 & 19) HUB WIDTH IS 70MM APPROX</i>	2
6	CAX00131	BRAKE SHOE ASM 300X60 FAD AXLE <i>(300X60) FAD AXLE ONLY (INCLUDES SPRINGS)</i>	2
6	CAX00112	BRAKE SHOE ASM 300X90 316A040C <i>(300X90) FAD AXLE ONLY (INCLUDES SPRINGS)</i>	2
6	CAX00156	SHOE ASM BRAKE KNOTT 25719.01 <i>(300X60) KNOTT AXLE ONLY</i>	2
7	CAX00132	ADJUSTABLE BRAKE LEVER FAD F5/V6 <i>FAD AXLE ONLY</i>	2
7	CAX00157	BRAKE LEVER ADJ KNOTT 6B7462.001 <i>KNOTT AXLE ONLY</i>	2
8	CAX00130	SHORT CAM SHAFT FAD AXLE BRAKED <i>(300X60) FAD AXLE ONLY</i>	2
8	CAX00202	CAMSHAFT FAD AXLE AIR-BRAKE CAX00196 <i>(300X90) FAD AXLE ONLY</i>	2
8	CAX00158	CAMSHAFT BRAKE KNOTT 6B7205.001 <i>(300X60) KNOTT AXLE ONLY</i>	2
9	CAX00159	SHOE PIVOT BRAKE KNOTT 6B7213.001 <i>KNOTT AXLE ONLY</i>	4
10	CAX00160	PLATE PIVOT BRAKE KNOTT 6B7214.001 <i>KNOTT AXLE ONLY</i>	2
11	CBC00159	CAP PLASTIC INSERT BRAKE KNOTT 44559.11 <i>KNOTT AXLE ONLY</i>	4
12	CBR00119	BEARING TAPER 32213 (65X120X33)	2
13	CBR00262	BEARING TAPER 32210 (50X90X25) <i>(300X60) FAD & KNOTT AXLES ONLY</i>	2
13	CBR00323	BEARING TAPER 33011 (55X90X27) <i>(300X90) FAD AXLE ONLY</i>	2
14	CAX00190	SLEEVE FAD BRAKED AXL 349F0341 <i>FAD AXLE ONLY</i>	2
14	CBR00301	BEARING INSERT KNOTT 6B7212.001 <i>KNOTT AXLE ONLY</i>	4
15	CFA00410	SPLIT PIN 6X90	2
16	CFA00322	SPLIT PIN 3X50 Z/P <i>FAD AXLE ONLY</i>	2
16	CFA00450	SPLIT PIN 4X36 ZP	4

No.	Part No	Description	Qty
		<i>KNOTT AXLE ONLY</i>	
17	CFA00963	WASHER ϕ 36X ϕ 70 KNOTT 6B7216.001 <i>KNOTT AXLE ONLY</i>	2
18	CAX00023	NUT CASTLE 998 FAD <i>(300X60) FAD AXLE ONLY</i>	2
18	CAX00059	HUB NUT (B80L030D/S) 328F014 <i>(300X90) FAD AXLE ONLY</i>	2
18	CFA00964	CASTLE NUT M36X1.5 KNOTT 6B7217.001 <i>(300X60) KNOTT AXLE ONLY</i>	2
19	CFA00235	WHEEL STUD M18X1.5 FAD <i>(300X60) FAD AXLE ONLY</i>	16
19	CAX00055	STUD FOR AXLE B80L030D/S <i>(300X90) FAD AXLE ONLY</i>	16
19	CFA00965	WHEEL STUD M18X1.5X52 KNOTT 6X0039.009 <i>(300X60) KNOTT AXLE ONLY</i>	16
20	CAX00194	NUT CASTLE M18X1.5 BRAKE 328F002 <i>FAD AXLE ONLY</i>	2
20	CFA00985	CASTLE NUT M18X1.5 KNOTT 6X0935	4
21	CAX00193	WASHER 17X30X1.6 BRAKE 329F011 <i>FAD AXLE ONLY</i>	2
21	CFA00986	LOCKWASHER M18 KNOTT 6X0125A015	4
22	CFA00987	SPLIT PIN 3.2X20 KNOTT 6X0094.002 <i>KNOTT AXLE ONLY</i>	4
23	CFA00988	WASHER FLAT 38.2X56 KNOTT 6B7232.001 <i>KNOTT AXLE ONLY</i>	6
24	CAX00189	CIRCLIP FAD BRAKED AXL 341F043 <i>FAD AXLE ONLY</i>	2
24	CFA00989	CIRCLIP 38MM EXTERNAL KNOTT 6X0471.035 <i>KNOTT AXLE ONLY</i>	4
25	CSE00144	LIP SEAL 30213 (AXLE CAX077) <i>FAD AXLE ONLY</i>	2
25	CSE00614	OIL SEAL KNOTT 6B6846.001 <i>KNOTT AXLE ONLY</i>	2
26	CAX00186	SPRING LOWER FAD BRAKE 322F006	2
26	CSG00276	SPRING EXT BRAKE KNOTT 41531	2
27	CAX00185	SPRING UPPER FAD BRAKE 322F005	2
27	CSG00277	SPRING EXT BRAKE KNOTT 44548	2
28	CSG00278	SPRING RETAINING BRAKE KNOTT 45873.08 <i>KNOTT AXLE ONLY</i>	4
29	CBR00324	NILOS SEAL FOR BEARING 33011 (55X90) <i>(300X90) FAD AXLE ONLY</i>	2
30	CBR00325	NILOS SEAL FOR BEARING 32213 (65X120) <i>FAD AXLE ONLY</i>	2
31	CAX00187	O RING FAD BRAKED AXLE 341F069 <i>FAD AXLE ONLY</i>	2
32	CAX00192	CIRCLIP FAD BRAKED AXL 341F044 <i>FAD AXLE ONLY</i>	2
32	CFA00989	CIRCLIP 38MM EXTERNAL KNOTT 6X0471.035 <i>KNOTT AXLE ONLY</i>	2

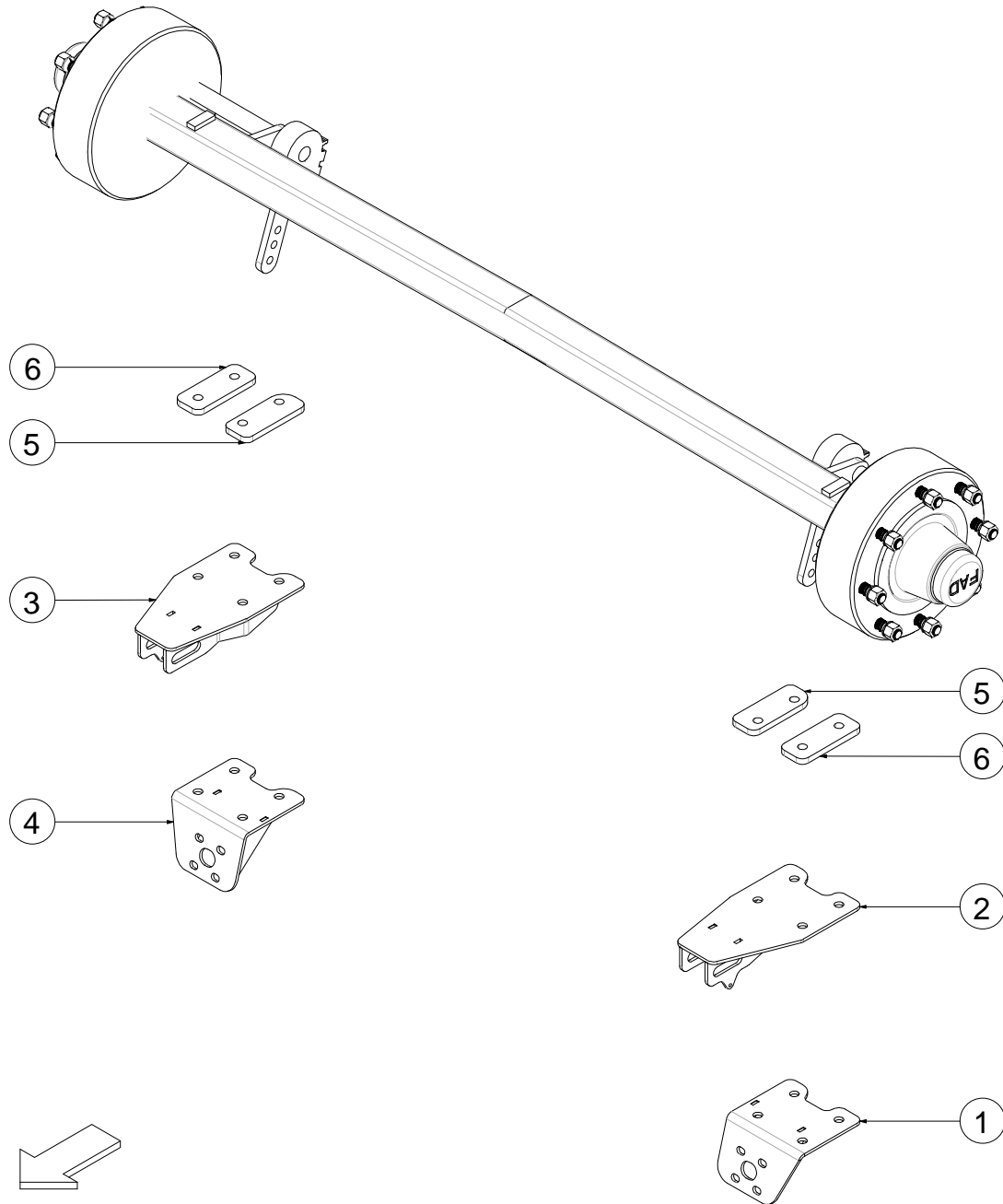
Axle Air-brake [From Serial No 802238 On] (951)



No.	Part No	Description	Qty
1	CAX00196	AXLE BRAKE 8 STUD 70X300X90 FAD	1
<i>COMPLETE AXLE ASM INCLUDING ITEMS 2 THROUGH 36</i>			
2	CAX00025	HUB CAP FAD AXLE 307F049	2
4	CAX00055	STUD FOR AXLE B80L030D/S	16
5	CAX00056	NUT M18X1.5X27AF AX B80L030D/S	16
6	CAX00057	WASHER 18MM AXLE B80L030D/S	16
8	CAX00059	HUB NUT (B80L030D/S) 328F014	2
10	CAX00112	BRAKE SHOE ASM 300X90 316A040C	2
<i>INCLUDES SPRINGS (ITEMS 14 & 15)</i>			
12	CAX00132	ADJUSTABLE BRAKE LEVER FAD 320F082	2
14	CAX00185	SPRING UPPER FAD BRAKE 322F005	2
15	CAX00186	SPRING LOWER FAD BRAKE 322F006	2
16	CAX00187	O RING FAD BRAKED AXLE 341F069	2
17	CAX00189	CIRCLIP FAD BRAKED AXL 341F043	2
18	CAX00190	SLEEVE FAD BRAKED AXL 349F0341	2
19	CAX00191	SPRING CLIP FAD BRAKE 322F046	2
20	CAX00192	CIRCLIP FAD BRAKED AXL 341F044	2
21	CAX00193	WASHER 17X30X1.6 BRAKE 329F011	2
22	CAX00194	NUT CASTLE M18X1.5 BRAKE 328F002	2
24	CAX00201	HUB ASSEMBLY FAD AXLE AIR-BRAKE CAX00196	2
<i>INCLUDES ITEMS 4, 27, 29, 30 & 31</i>			
25	CAX00202	CAMSHAFT FAD AXLE AIR-BRAKE CAX00196	2
27	CBR00119	BEARING TAPER 32213 65X120X33	2
29	CBR00323	BEARING TAPER 33011 55X90X27	2
30	CBR00324	NILOS SEAL FOR BEARING 33011 (55X90)	2
31	CBR00325	NILOS SEAL FOR BEARING 32213 (65X120)	2
33	CFA00322	SPLIT PIN 3X50 Z/P	2
34	CFA00410	SPLIT PIN 6X90	2
36	CSE00007	LIP SEAL HUB FAD AXLE 30213	2

No.	Part No	Description	Qty
-----	---------	-------------	-----

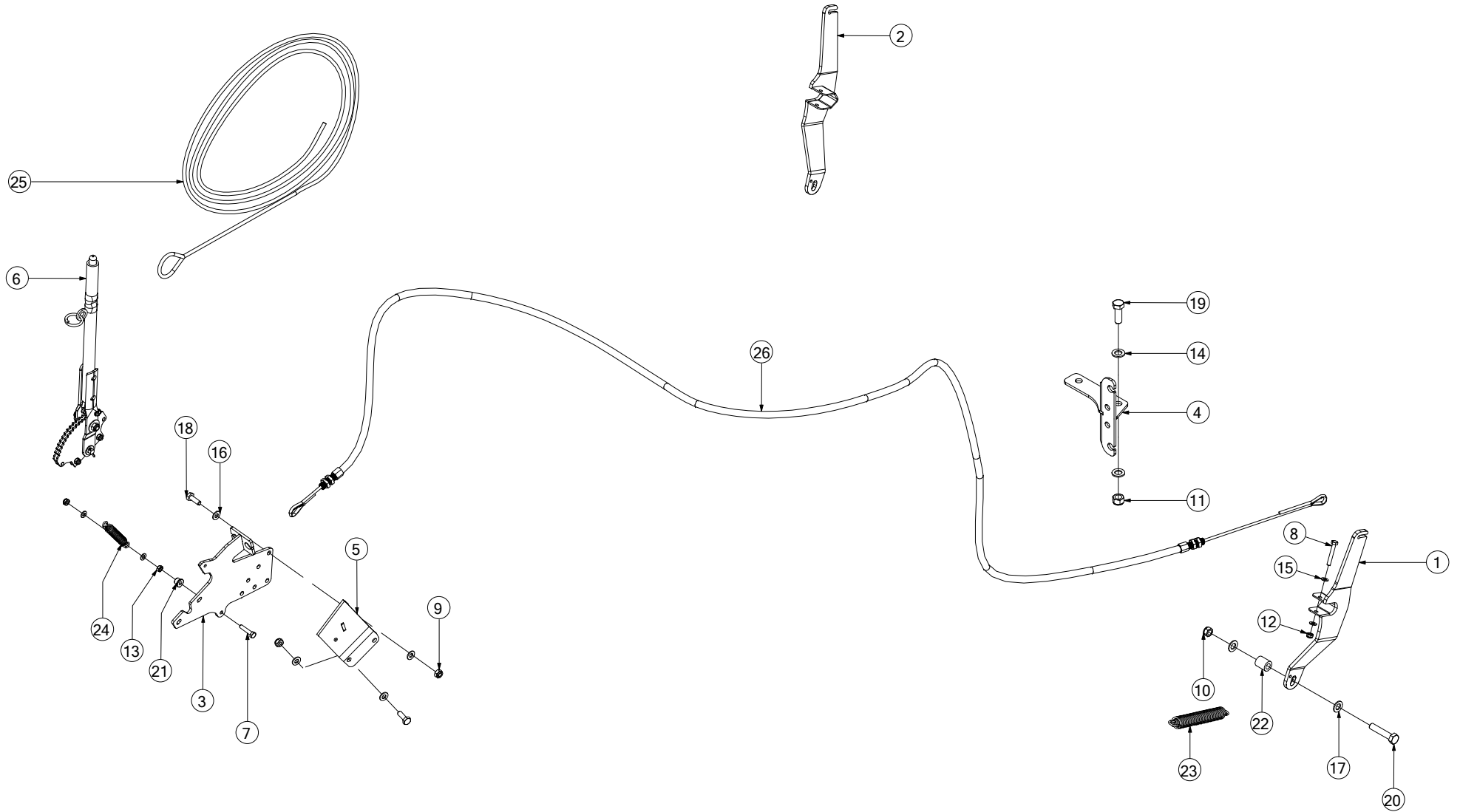
Axle brake actuator brackets



No.	Part No	Description	Qty
1	ACH02437	ACTUATOR ASSEMBLY V6 BRAKED AXLE	1
<i>AIR BRAKES</i>			
2	ACH02438	HYDRAULIC BRAKE ACTUATOR BRACKET LH V6	1
<i>HYDRAULIC BRAKES</i>			
3	ACH02439	HYDRAULIC BRAKE BRACKET V6 RH	1
<i>HYDRAULIC BRAKES</i>			
4	ACH02440	AIR BRAKE ACTUATOR BRACKET RH V6	1
<i>AIR BRAKES</i>			
5	CZI04218	12MM L AXLE PLATE	2
<i>ONLY USED WITH BRAKED AXLES</i>			
6	CZI02048	12MM L AXLE MOUNT PLATE F5	2

No.	Part No	Description	Qty
-----	---------	-------------	-----

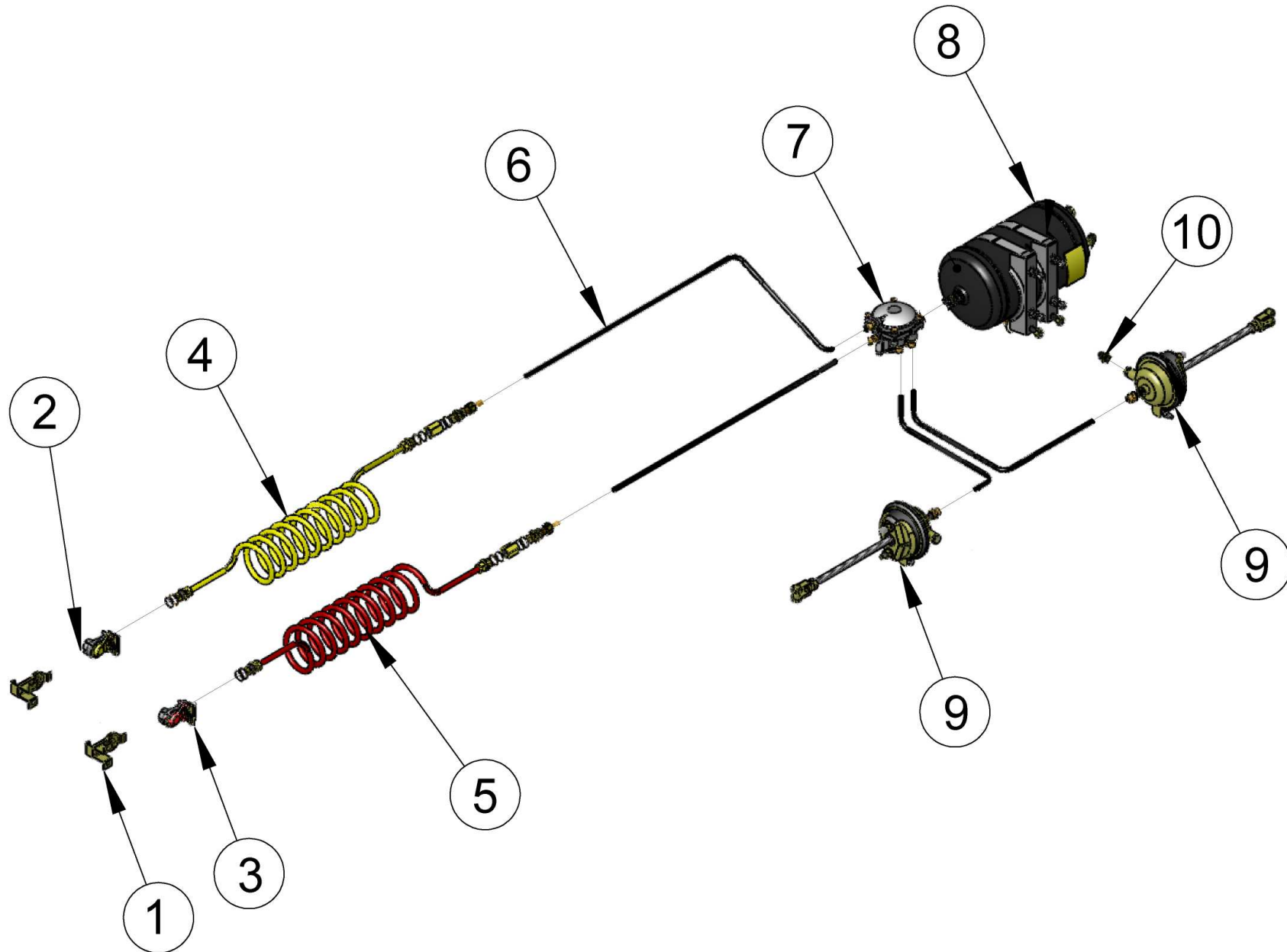
Handbrake (691)



No.	Part No	Description	Qty
0	CAX00126	V6 HANDBRAKE KIT COMPLETE	1
1	ABD00055	BRAKE LEVER ASSY F5 LH	1
2	ABD00057	HANDBRAKE LEVER RH F5	1
3	ADB00143	HAND BRAKE BRACKET ASSY	1
4	ADB00126	HANDBRAKE CABLE BRACKET V6 SERIES	1
5	ADB00127	HANDBRAKE BRACKET F5	1
6	CAX00090	HAND BRAKE LEVER	1
7	CFA00100	BOLT M8X40 Z/P	1
8	CFA00108	BOLT M8X55 Z/P	2
9	CFA00123	NUT M10 NYLOC	5
10	CFA00126	NUT M14 NYLOC	2
11	CFA00128	NUT M16 NYLOC	4
12	CFA00132	NUT M8 NYLOC Z/P	3
13	CFA00133	NUT M8 Z/P	1
14	CFA00140	WASHER FLAT 16MM Z/P	8
15	CFA00147	WASHER FLAT 8MM Z/P	6
16	CFA00201	WASHER FLAT 10 MM Z/P	6
17	CFA00222	WASHER FLAT 14MM Z/P	4
18	CFA00230	SETSCREW M10X30 Z/P	3
19	CFA00282	BOLT M16X45	4
20	CFA00547	BOLT M14X70 Z/P	2
21	CMH00742	BUSH 8X20X13 ZINC PLATED	1
22	CMH02325	BUSH 14X25X30	2
23	CSG00208	SPRING EXT 3.5X28X188X43 Z/P	2
24	CSG00211	SRING COIL 3 X 19 X 135 27COILS	1
25	CTP00318	BREAK AWAY ROPE FUSION 2	1
26	CTP00346	NEW HAND BRAKE CABLE F5/V6 SERIES	2

No.	Part No	Description	Qty
-----	---------	-------------	-----

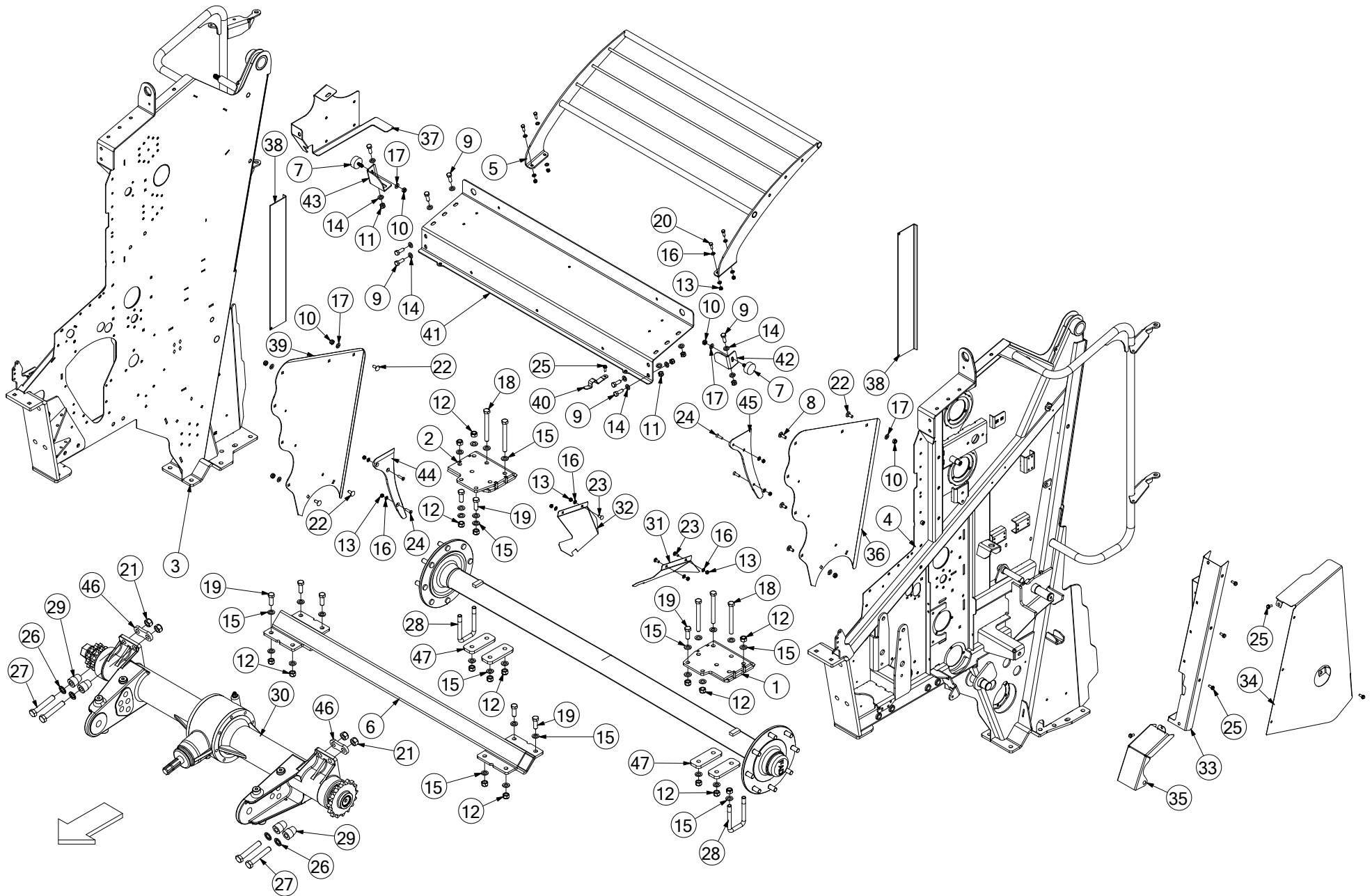
Air brake kit (695)



No.	Part No	Description	Qty
0	CHY02617	AIR BRAKE KIT COMPLETE V6 SERIES	1
1	CVA00328	COUPLER BRACKET	2
2	CVA00126	AIR BRAKE QUICK FIT COUPLING YELLOW	1
3	CVA00127	AIR BRAKE QUICK FIT BRK RED	1
4	CHY02557	SERVICE SUZZIE (YELLOW)	1
4a	CVA10039	M22 THRUST WASHER TRACTAIR	3
4b	CVA10038	M22 O RING TRACTAIR	3
5	CHY02558	EMERGENCY SUZZIE (RED)	1
5a	CVA10039	M22 THRUST WASHER TRACTAIR	3
5b	CVA10038	M22 O RING TRACTAIR	3
6	CHY02559	10MM O/D NYLON AIR BRAKE HOSE	AR
6a	CVA10034	7MM INSERT TRACTAIR (10MMTUBE)	2
6b	CVA10036	M22 - M16 BULKHEAD 10MM ASMBLY	2
6c	CVA10035	M22 FEM-FEM ADAPTOR TRACTAIR	2
7	CHY02605	CONTROL VALVE AIR BRAKE KIT [TRACTAIR]	1
7a	CVA10032	1/4 TAPER 10MM ST PUSHFIT ADAPTOR	4
8	CVA10033	AIR BRAKE TANK 15LTR	1
<i>TANK (WAS CVA00324 10LTR)</i>			
8a	CVA00325	RESERVOIR SADDLE	2
<i>SADDLE BRACKETS</i>			
8b	CZC04459	3MM L MTG PLATE AIR TANK V6	1
<i>MOUNTING BRACKET ON MACHINE</i>			
9	CVA00124	AIR BRAKE ACTUATOR TRACTAIR T12	2
<i>UP TO SERIAL No 802237</i>			
9	CVA00671	AIR BRAKE ACTUATOR TRACTAIR T16	2
<i>FROM SERIAL No 802238</i>			
9a	CVA10031	M16 10MM PUSH ADAPTOR AIR BRAKE	2
10	CVA00327	AIR BRAKE M16 TEST POINT	1
11	CFA00024	SETSCREW M10X25 Z/P	4
12	CFA00201	WASHER FLAT 10 MM Z/P	8
13	CFA00123	NUT M10 NYLOC	4

No.	Part No	Description	Qty
-----	---------	-------------	-----

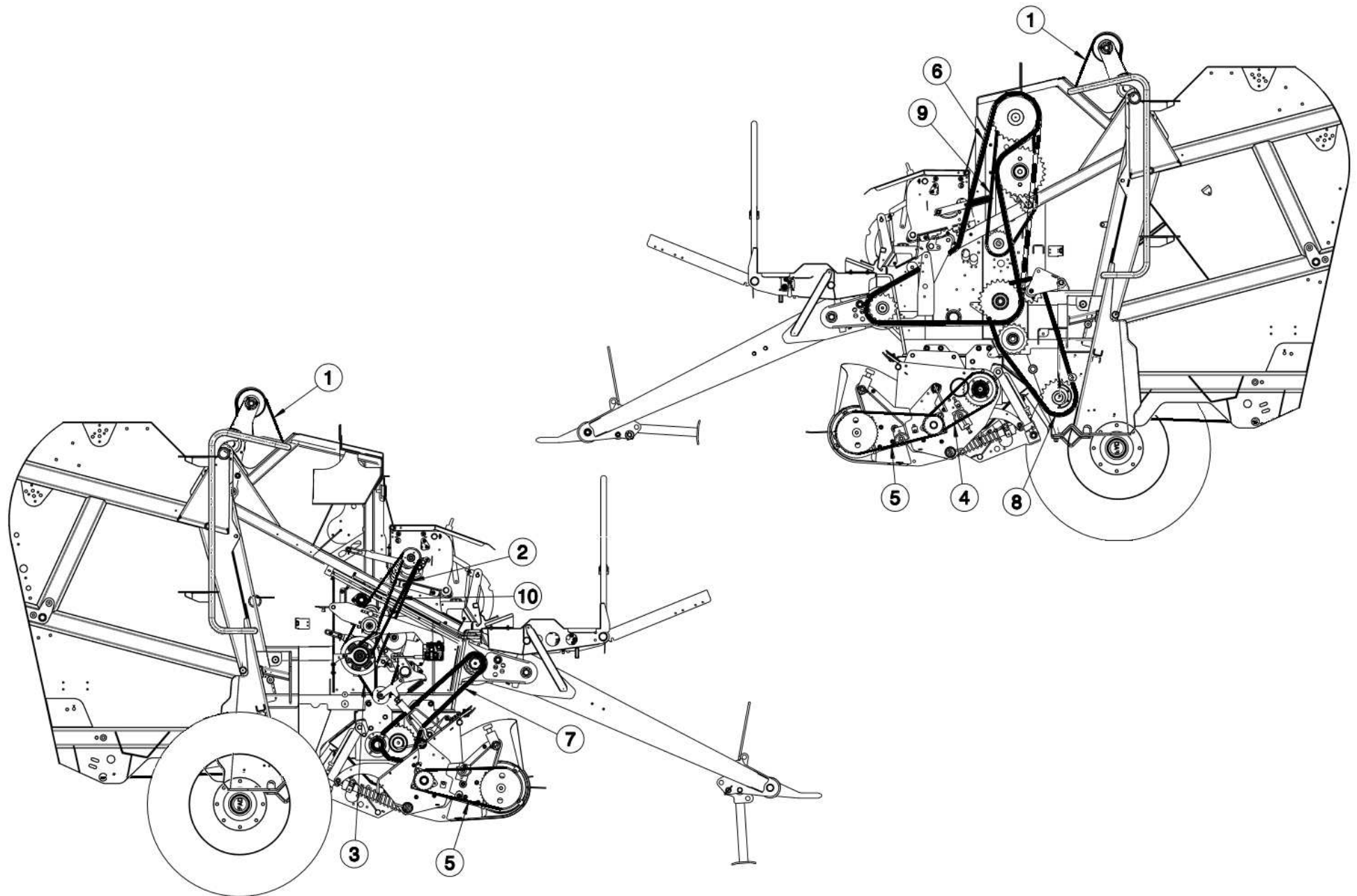
Chassis (1025)



No.	Part No	Description	Qty
1	ACH01041	AXLE SPACER PLATE LHS V6	1
2	ACH01573	AXLE SPACER PLATE RHS V6	1
3	ACH02503	FRONT WELD ASSY RHS V6	1
4	ACH02504	FRONT WELD ASSY LHS V6	1
5	ACH02904	V6 TOP SAFETY GUARD	1
6	ALA00377	CROSS BEAM ASSY BELT BALER	1
7	CBE00167	BUFFER RUBBER 50X21 M10X28 90SHORE	2
8	CFA00017	SETSCREW M10X30 CUP SQ Z/P	2
9	CFA00033	SETSCREW M12X35 Z/P	10
10	CFA00123	NUT M10 NYLOC	18
11	CFA00124	NUT M12 NYLOC	10
12	CFA00128	NUT M16 NYLOC	24
13	CFA00132	NUT M8 NYLOC Z/P	14
14	CFA00138	WASHER FLAT 12MM Z/P	20
15	CFA00140	WASHER FLAT 16MM Z/P	44
16	CFA00147	WASHER FLAT 8MM Z/P	18
17	CFA00201	WASHER FLAT 10 MM Z/P	18
18	CFA00259	BOLT M16X150 Z/P	8
19	CFA00282	BOLT M16X45	12
20	CFA00407	BOLT M8X25 Z/P	4
21	CFA00418	NUT M20X1.5 NYLOC FINE THRAED	8
22	CFA00442	SETSCREW M10X25 CUP SQ	14
23	CFA00506	SETSCREW M8X20 CUPHEAD SQ Z/P	4
24	CFA00593	SETSCREW M8X30 CSK Z/P	6
25	CFA00766	SETSCREW M8X20 FLANGED DIN6921 Z/P	11
26	CFA00781	DIN6916 WASH M20 GRD295HV 10 PEINER	8
27	CFA00842	BOLT M20X120X1.5 GRADE 8.8 DIN960	8
28	CFA01120	U-BOLT M16 X140 FOR 70x70 BOX PROFILE	2
29	CMH00976	BUSH 16X40X50	8
30	CMT00106	GEARBOX ASSY ST BALE	1
31	CZB02368	1.5MM L AXLE GRASS GUARD LEFT	1
32	CZB02369	1.5MM L AXLE GRASS GUARD RIGHT	1
33	CZB00299	1.5MM L CHAIN GUARD BELT BALER	1
<i>USED UP TO SERIAL No 805000</i>			
33	CZB04554	1.5MM L CHAIN GUARD VARIO	1
<i>USED FROM SERIAL No 805001</i>			
34	CZB04556	1.5MM MAIN DRIVE CHAIN GUARD (ANT00044)	1
<i>USED FROM SERIAL No 805001</i>			
35	CZB04557	1.5MM VARIO MAIN CHAIN GUARD (ANT00044)	1
<i>USED FROM SERIAL No 805001</i>			
36	CZC03757	3MM L FRONT DOOR LINER V6 LEFT	1
36	UWP00200	LINERS & WEAR STRIPS V6 +VARIO <i>KIT INCLUDES BOTH LINERS, WEAR STRIPS, FASTENERS & INSTRUCTIONS</i>	1
37	CZC04459	3MM L MTG PLATE AIR TANK V6	1
38	CZC04885	3MM L WELD IN WEAR STRIP V6 AND VARIO	2
38	UWP00200	LINERS & WEAR STRIPS V6 +VARIO <i>KIT INCLUDES BOTH LINERS, WEAR STRIPS, FASTENERS & INSTRUCTIONS</i>	1
39	CZC04916	3MM L FRONT DOOR LINER V6 RIGHT	1
39	UWP00200	LINERS & WEAR STRIPS V6 +VARIO <i>KIT INCLUDES BOTH LINERS, WEAR STRIPS, FASTENERS & INSTRUCTIONS</i>	1

No.	Part No	Description	Qty
40	CZC04984	3MM L NET COVER LATCH PART	1
<i>USED UP TO SERIAL No 805000 ONLY</i>			
41	CZD04479	4MM L CHASSIS PART BELT BALER	1
42	CZD04600	DOOR BUFFER BRACKET LEFT V6	1
43	CZD04601	DOOR BUFFER BRACKET RIGHT V6	1
44	CZG04628	8MM L WEDGE PLATE FOR NET V6	1
45	CZG04629	8MM L WEDGE PLATE FOR NET V6	1
46	CZI02044	12MM L CHASSIS PART FUSION	4
47	CZI02048	12MM L AXLE MOUNT PLATE F5	4

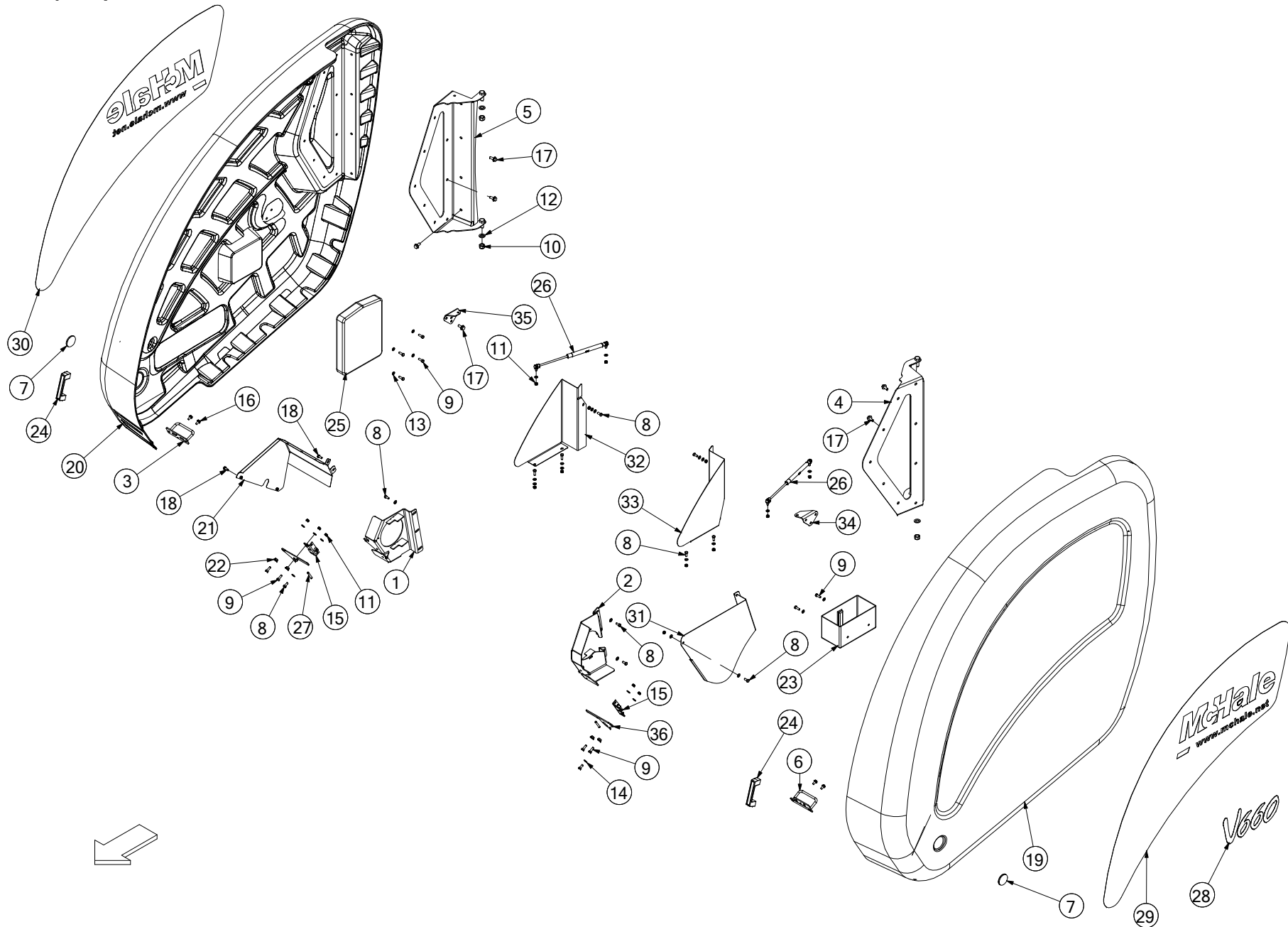
Chains & Belts (872)



No.	Part No	Description	Qty
1	CBE00184	BELT SINGLE 11675 X 380 X 7.4MM V6 <i>TRIPLE BELT ARRANGEMENT (380MM WIDE X3)</i>	3
1	CBE00284	BELT SINGLE V6 SERIES WITH JOINER <i>BELT COMPLETE WITH JOINER FOR REPLACEMENT IN-SITU (380MM WIDE) TRIPLE BELT ARRANGEMENT</i>	1
1	CBE00320	SINGLE BELT 1180MM VARIO & V6 <i>SINGLE BELT ARRANGEMENT (1180MM WIDE X1)</i>	1
2	CBE00257	V BELT SPB 1850MM <i>(INNER) USED WITH 224MM PULLEY - REPLACES V-BELT SPB1900 (CBE00232) USED WITH 250MM PULLEY</i>	1
3	CBE00212	BELT A48	1
4	CCH02025	SLIP-CLUTCH CHAIN ASA60H 3/4 62 INC LINK	1
5	CCH02026	PICK-UP CHAIN ASA60H 3/4 78 INC LINK	2
6	CCH00058	100H 124 PITCHS INCL LINK ENDLESS (V640) <i>FOR V640 MACHINES ONLY</i>	1
6	CCH02048	100H 128 PITCHS INCL LINK ENDLESS (V660) <i>FOR V660 MACHINES ONLY</i>	1
7	CCH02049	16B2 70 PITCHES INC CON LINK (ROTOR)	1
8	CCH02050	CHAIN 20B 64 PITCHS INCL LINK	1
9	CCH02051	CHAIN 12B 3/4 PITCH 102 INCL LINK + OFF LINK <i>CHAIN USED WITHOUT OPTIONAL TOP CLEANING AUGER FITTED</i>	1
9	CCH02057	CHAIN 12B 3/4 PITCH 134 INCL LINK + OFF LINK <i>CHAIN USED WITH OPTIONAL TOP CLEANING AUGER FITTED</i>	1
10	CBE00233	V-BELT A64 <i>(OUTER)</i>	1

No.	Part No	Description	Qty
-----	---------	-------------	-----

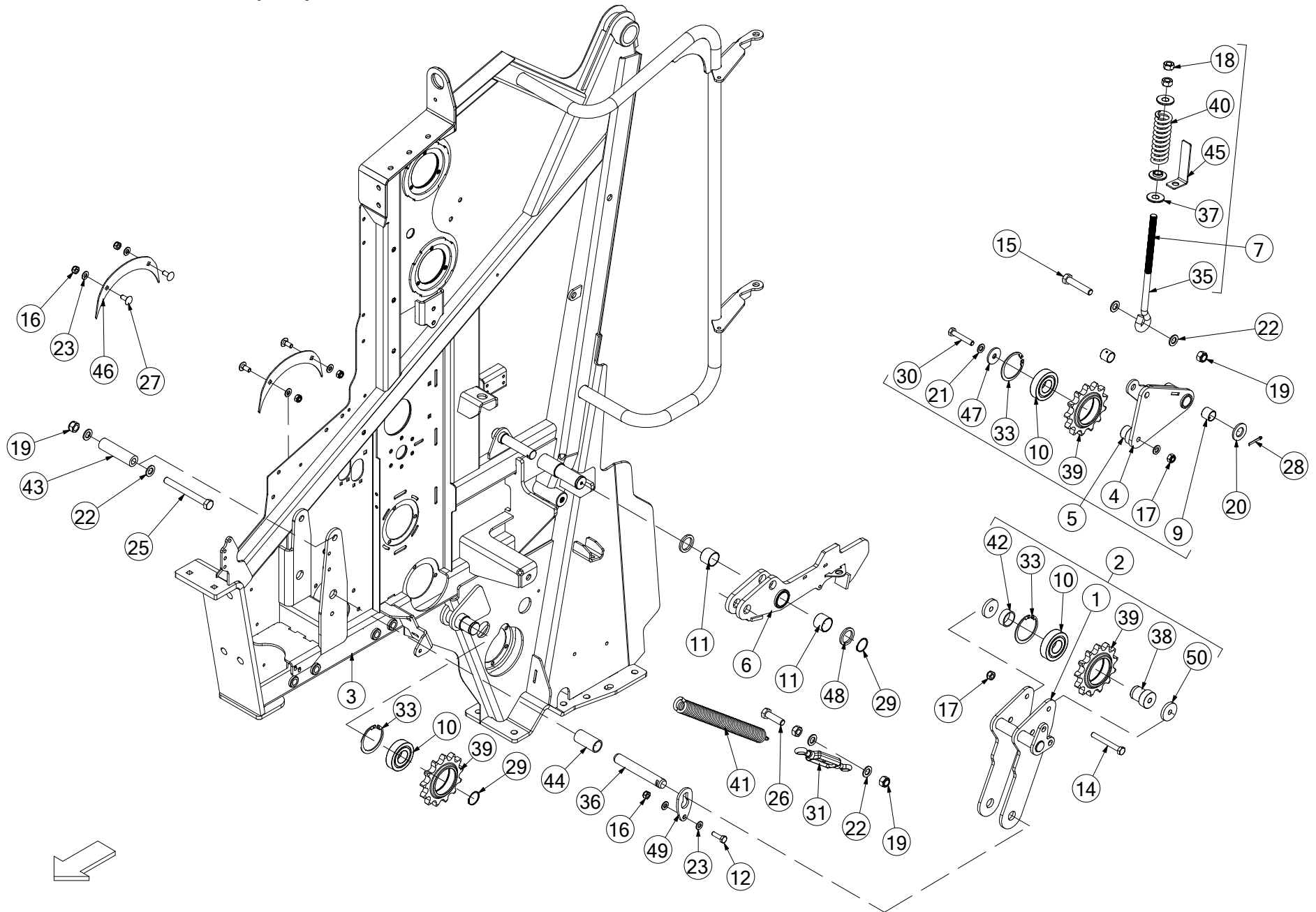
Panels (873)



No.	Part No	Description	Qty
1	ACH02527	DOOR KEEPER WELD ASSY V6	1
2	ACH02528	DOOR KEEPER WELD ASSY LEFT V6	1
3	ALA01017	DOOR LATCH ASSY RHS V660	1
4	ALA00442	HINGE PLATE LHS V660 PANEL	1
5	ALA00443	HINGE PLATE RHS V660 PANEL	1
6	ALA00457	DOOR LATCH ASSY LHS V660	1
7	CEL00643	ROUND AMBER REFLECTOR STICK-ON	2
<i>REPLACES BOLT ON TYPE CEL00239</i>			
8	CFA00052	SETSCREW M8X20 Z/P	13
9	CFA00102	SETSCREW M8X25 Z/P	10
10	CFA00128	NUT M16 NYLOC	4
11	CFA00132	NUT M8 NYLOC Z/P	15
12	CFA00140	WASHER FLAT 16MM Z/P	4
13	CFA00147	WASHER FLAT 8MM Z/P	20
14	CFA00249	WASHER SKM8	16
15	CFA00518	CAMLOC BALER DOOR	2
16	CFA00519	SETSCREW M8X16 FLD ZP	4
17	CFA00520	SETSCREW M10X25 FLD ZP	32
18	CFA00766	SETSCREW M8X20 FLANGED DIN6921 Z/P	6
19	CGD00215	PANEL LHS BELT BALER ASSY	1
<i>INCLUDES DECALS ITEMS 28 & 29 (SPECIFY MODEL WHEN ORDERING)</i>			
20	CGD00223	PANEL RHS BELT BALER ASSY	1
<i>INCLUDES DECALS ITEMS 28 & 30 (SPECIFY MODEL WHEN ORDERING)</i>			
21	CGD00235	ROTOR CHAIN GUARD V660	1
22	CMH00871	BUSH 8X20X7 ZP	4
23	CPL00045	TOOLBOX PLAS 270X151X13	1
24	CPL00100	HANDLE DOOR F5 SERIES PANELS	2
25	CPL00122	OPERATORS MANUAL HOLDER	1
<i>USED UP TO SERIAL No 805000 ONLY</i>			
26	CRA00644	GAS STRUT PLASTIC PANELS V660	2
27	CSG00047	SPRING EXT 1.2X8.5X59	2
28	CST00674	V660 SILVER PANTONE DECAL	2
<i>V660 MODELS ONLY</i>			
28	CST00733	DECAL V640 SILVER PANTONE	2
<i>V640 MODELS ONLY</i>			
29	CST00677	RECESS DECAL LHS V660	1
30	CST00678	RECESS DECAL RHS V660	1
31	CZB04309	1.5MM L CHAIN GUARD LHS V660	1
32	ACH02897	V6 TOP SIDE GUARD KIT	1
<i>OPTIONAL KIT AVAILABLE - INCLUDES ITEM 33, FASTENERS & INSTRUCTIONS</i>			
33	ACH02897	V6 TOP SIDE GUARD KIT	1
<i>OPTIONAL KIT AVAILABLE - INCLUDES ITEM 32, FASTENERS & INSTRUCTIONS</i>			
34	CZD04433	4MM L GAS STRUT BRACKET LHS	1
35	CZD04467	4MM L GAS STRUT BRACKET (RHS)	1
36	CZD04542	4MM PANEL LATCH MODIFICATION	2

No.	Part No	Description	Qty
-----	---------	-------------	-----

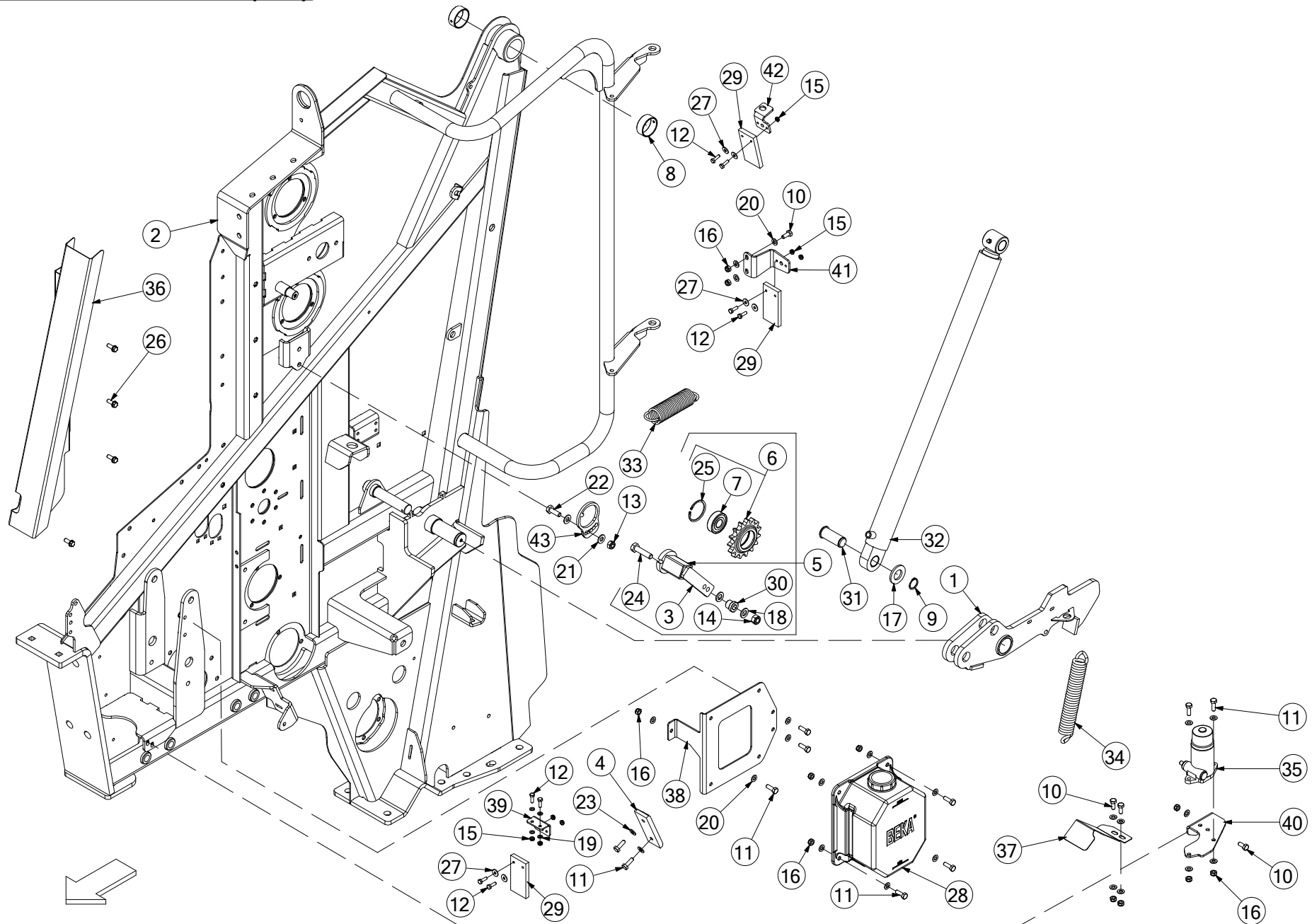
Front chamber LHS 1 (850)



No.	Part No	Description	Qty
1	ACH00954	CHAIN TENSIONER WELD ASSY	1
2	ACH00955	CHAIN TENSIONER COMP ASSY	1
<i>INCLUDES ITEMS 1, 10, 33, 38, 39, 42 & 50</i>			
3	ACH01355	FRONT WELD ASSY LHS VARIO	1
<i>USED ON FUSION VARIO ONLY</i>			
3	ACH02504	FRONT LHS WELD ASSY L DUTY BELT BALER	1
<i>USED ON V6 MKIII ONLY</i>			
4	ACH01037	CHAIN TENSIONER WELD ASSY	1
5	ACH01038	CHAIN TENSIONER COMP ASSY	1
<i>INCLUDES ITEMS 4, 9, 10, 17, 21, 30, 33, 39 & 47</i>			
6	ACH01074	DOOR HOOK ASSY LEFT V6	1
7	ACH02529	SPRING TENSIONER ASSY V6	1
<i>INCLUDES ITEMS 18, 35, 37, 40 & 45</i>			
9	CBR00039	BEARING GLACIER PM 2525 DX	2
10	CBR00294	BEARING 6307 2RS	3
11	CBR02000	BEARING VAR BALER	2
12	CFA00016	BOLT M10X35	1
14	CFA00035	BOLT M12X100 Z/P	1
15	CFA00043	BOLT M16X80	1
16	CFA00123	NUT M10 NYLOC	5
17	CFA00124	NUT M12 NYLOC	2
18	CFA00127	NUT M16	3
19	CFA00128	NUT M16 NYLOC	3
20	CFA00135	WASHER FLAT 1" Z/P	1
21	CFA00138	WASHER FLAT 12MM Z/P	2
22	CFA00140	WASHER FLAT 16MM Z/P	6
23	CFA00201	WASHER FLAT 10 MM Z/P	6
25	CFA00259	BOLT M16X150 Z/P	1
26	CFA00349	SETSCREW M16X55 Z/P	1
27	CFA00442	SETSCREW M10X25 CUP SQ	4
<i>USED (WITH CZC04607 ONLY) UP TO SERIAL No 803591 (V6) & SERIAL No 900375 (VARIO)</i>			
27	CFA01123	SETSCREW M10X20 FLANGED DIN 6921	1
<i>USED (WITH CTP00517 ONLY) FROM SERIAL No 803592 (V6) & SERIAL No 900376 (VARIO) WITHOUT DOOR LINERS</i>			
27	CFA00520	SETSCREW M10X25 FLANGED 8.8 Z/P	4
<i>USED (WITH CTP00517 ONLY) FROM SERIAL No 803592 (V6) & SERIAL No 900376 (VARIO) WITH DOOR LINERS</i>			
28	CFA00475	SPLIT PIN 5X40 Z/P	1
29	CFA00514	CIRCLIP 35MM EXTERNAL	2
30	CFA00592	BOLT M12X70 ZP	1
31	CFA00774	TURNBUCKLE EYE 12MM	1
33	CFA00882	CIRCLIP 80MM INTERNAL DIN 472	3
35	CFA02270	EYE BOLT 16X320 TENSIONER	1
36	CMH00403	PIN 25X170 Z/P MILLED FOR CAP	1
37	CMH00464	BUSH 45X17X10 STEPPED 25	3
38	CMH00467	BUSH 45X12.5X52 STEPPED 35	1
39	CMH01252	SPROCKET 1 1/4" 13 TOOTH	3
40	CSG00025	SPRING COMPX8.5X44.8	1
41	CSG00206	SPRING EXT 7X36 OD X375	1
42	CXT00185	TUBE 42.4X3X16	1
43	CXT00419	C030X7X112	1
44	CXT00490	TUBE 33.7X68	1

No.	Part No	Description	Qty
45	CZC02057	3MM L CHAIN TENSIONER	1
46	CZC04607	3MM L ROLLER SEAL COVER V6	2
<i>USED ON SLATTED ROLLER (WITHOUT DOOR LINERS) UP TO SERIAL No 803591 (V6) & SERIAL No 900375 (VARIO)</i>			
46	CTP00517	V6 NO1 ROLLER SEAL PROTECTOR	2
<i>USED ON SLATTED STARTER ROLLER FROM SERIAL No 803592 (V6) & SERIAL No 900376 (VARIO)</i>			
47	CZD02186	4MM L WASHER 50X13X4	1
48	CZE04247	WASHER 48X35.5X5 BELT BALER	2
49	CZF00292	6MM L CAP LONG FOR 25MM PINS	1
50	CZG02236	8MM L SPACER PART	2

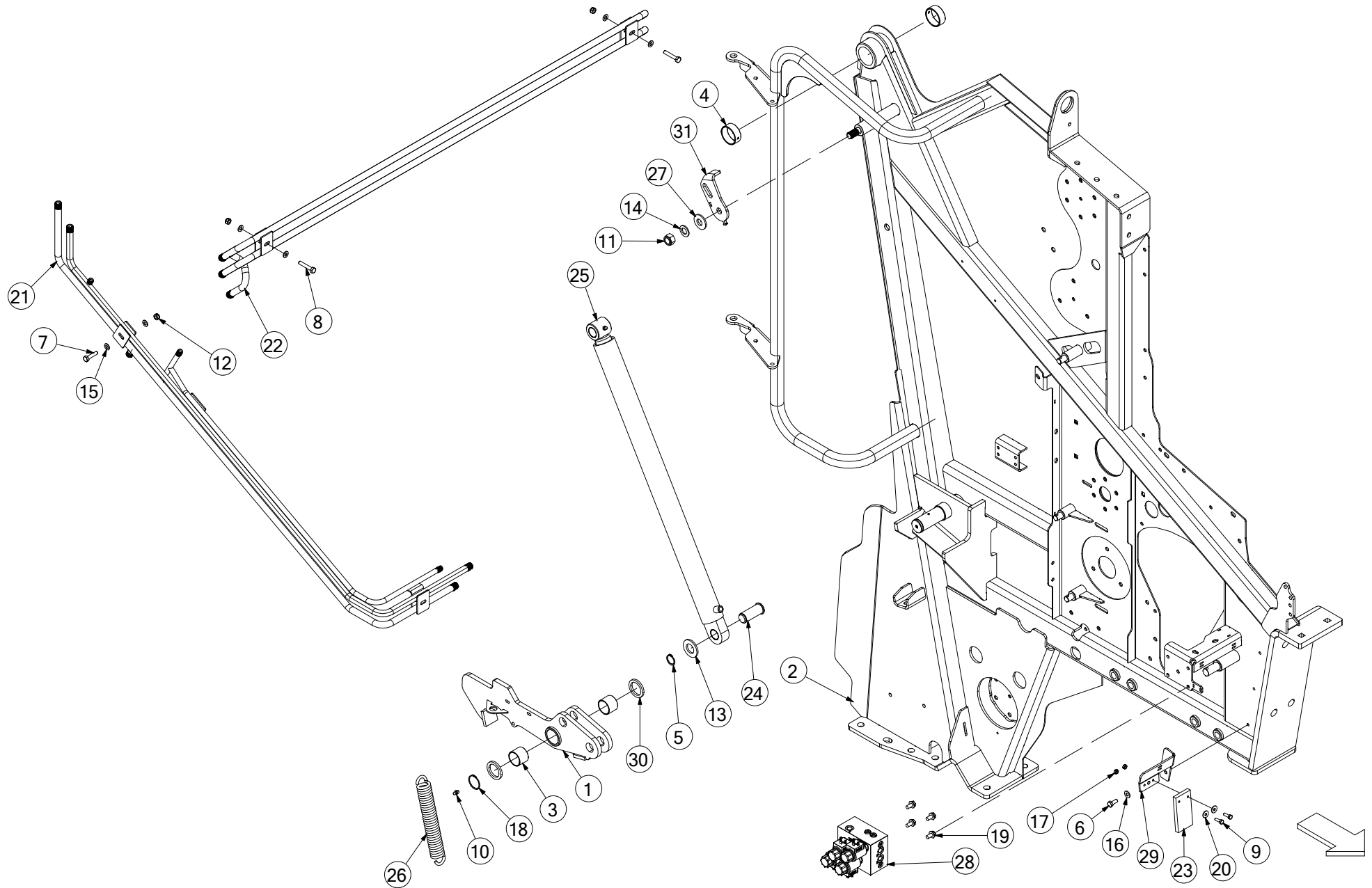
Front chamber LHS 2 (851)



No.	Part No	Description	Qty
1	ACH01074	DOOR HOOK ASSY LEFT V660	1
2	ACH01355	FRONT WELD ASSY LHS VARIO	1
<i>USED ON FUSION VARIO ONLY</i>			
2	ACH02504	FRONT WELD ASSY LHS V660 MKIII	1
<i>USED ON V6 MKIII SERIES ONLY</i>			
3	ALA00282	CHAIN TIGHTENER BELT BALER	1
4	ALA00311	WEAR STRIP ASSY BOTTOM DOOR	1
5	ALA00341	TENSIONER ASSY BELT BALER	1
<i>INCLUDES ITEMS 3, 6, 7, 14, 18, 24, 25 & 30</i>			
6	ALA00700	TENSIONER SPROCKET ASSEMBLY V6	1
<i>INCLUDES ITEMS 7 & 25</i>			
7	CBR00020	BEARING 6204 2RS	1
<i>UP TO SERIAL No 802547</i>			
7	CBR00066	BEARING 6304 2RS	1
<i>FROM SERIAL No 802548</i>			
8	CBR02003	BEARING GLACIER PM 4520 DX	2
9	CFA00001	CIRCLIP 25MM EXTERNAL Z/P	1
10	CFA00052	SETSCREW M8X20 Z/P	6
11	CFA00102	SETSCREW M8X25 Z/P	11
12	CFA00115	SETSCREW M6X20 Z/P	8
13	CFA00123	NUT M10 NYLOC	1
14	CFA00124	NUT M12 NYLOC	1
15	CFA00131	NUT M6 NYLOC	8
16	CFA00132	NUT M8 NYLOC Z/P	15
17	CFA00135	WASHER FLAT 1" Z/P	1
18	CFA00138	WASHER FLAT 12MM Z/P	2
19	CFA00144	WASHER FLAT 6MM Z/P	4
20	CFA00147	WASHER FLAT 8MM Z/P	30
21	CFA00201	WASHER FLAT 10 MM Z/P	2
22	CFA00230	SETSCREW M10X30 Z/P GRADE 12.9	1
23	CFA00249	WASHER SKM8	2
24	CFA02384	SETSCREW M12X50 BUTTON HEAD 10.9 Z/P	1
<i>REPLACES CFA00272</i>			
25	CFA00461	CIRCLIP 52MM INTERNAL DIN 472	1
26	CFA00766	SETSCREW M8X20 FLANGED DIN6921 Z/P	4
27	CFA00855	6MM MUDGUARD WASHER	6
28	CHY00868	BEKA OIL TANK ASSY	1
29	CHY01061	OIL WICK KIT FULL BALER RANGE	1
<i>FULL SET OF 4 WICKS FOR ANY McHALE BALER</i>			
30	CMH01398	BUSH 12X25 STEPPED 20	1
31	CMH02041	PIN VAR BALER	1
32	CRA00631	DOOR OPEN RAM V660	1
32a	CSE00160	SEAL KIT FOR RAM CRA00631	1
33	CSG00229	SPRING EXT 4.88X40.8X176X24	1
34	CSG00257	SPRING DOOR LATCH 6.35X35X242 V6	1
35	CVA00659	BEKA OIL PUMP (8:1 RATIO)	1
<i>REPLACES CVA00564</i>			
36	CZB00229	1.5MM L CHAIN GUARD BELT BALER	1
<i>USED ON V6 SERIES ONLY (SHOWN) UP TO SERIAL No 805000</i>			
36	CZB00267	1.5MM L CHAIN GUARD BELT BALER	1
<i>USED ON FUSION VARIO ONLY UP TO SERIAL No 900339</i>			

No.	Part No	Description	Qty
36	CZB04554	1.5MM L CHAIN GUARD VARIO	1
<i>USED ON V6 SERIES FROM SERIAL No 805001 & ON FUSION VARIO FROM SERIAL No 900340</i>			
37	CZB04321	1.5MM OIL PUMP DRIVE COVER V660	1
38	CZC04506	3MM L OIL TANK BRACKET V6	1
<i>USED ON V6 SERIES ONLY (SHOWN)</i>			
38	CZC02524	3MM OILTANK FLAT BACKING PLATE	1
<i>USED ON FUSION VARIO ONLY</i>			
39	CZC05070	3MM L OILER WICK BRACKET PART V6	1
40	CZD04427	4MM OIL PUMP BRACKET BELT BALER	1
<i>USED ON V6 SERIES ONLY (SHOWN)</i>			
40	CZD02808	4MM OIL PUMP BRACKET V6 COMBI	1
<i>USED ON FUSION VARIO ONLY</i>			
41	CZD04481	4MM L CHAIN OILER BRACKET V6	1
42	CZD04483	4MM L OIL BRACKET V660	1
43	CZF05093	6MM L LOCKING PLATE	1

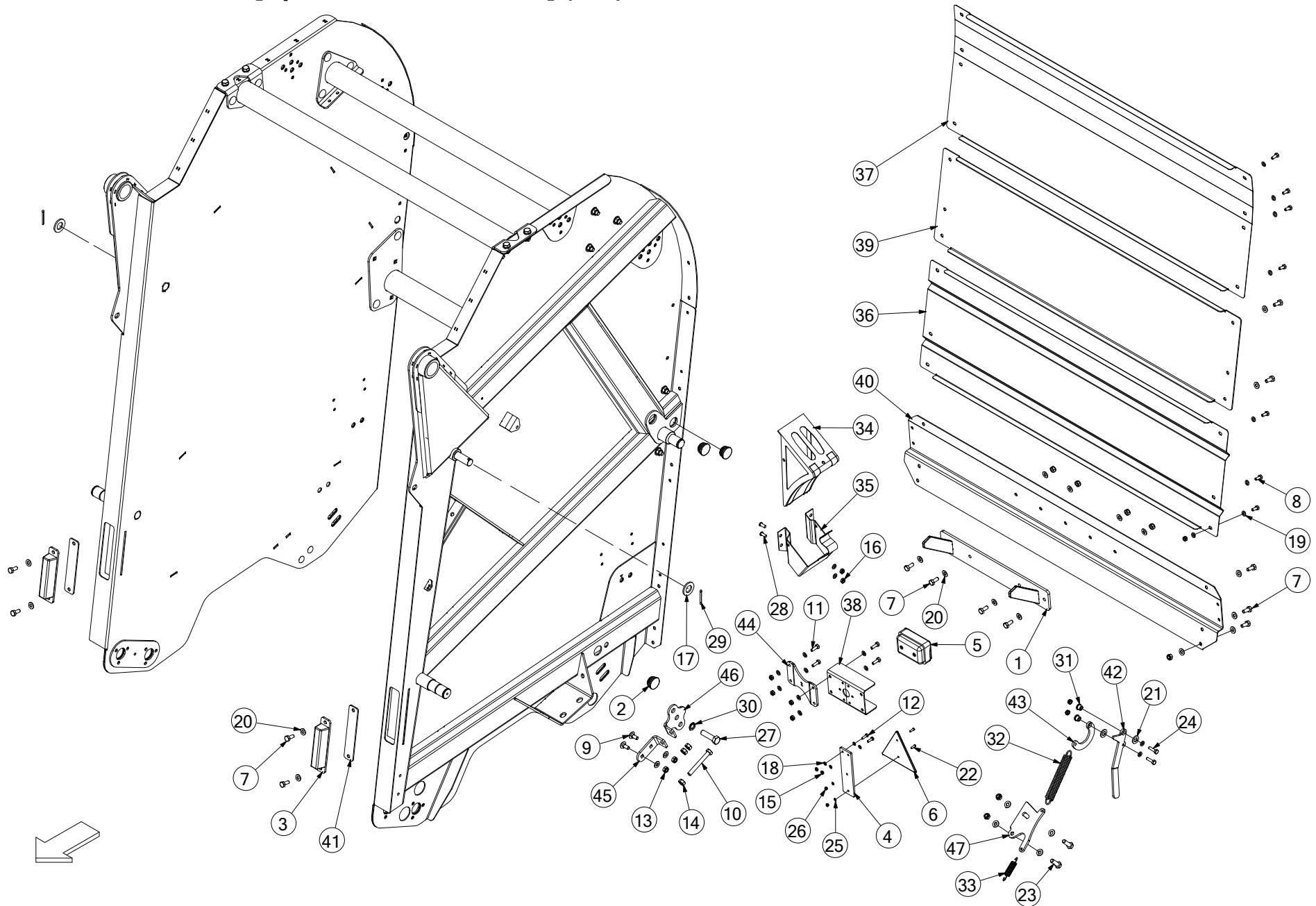
Front chamber RHS (852)



No.	Part No	Description	Qty
1	ACH01073	DOOR HOOK ASSY RIGHT V660	1
2	ACH01354	FRONT WELD ASSY RHS VARIO	1
<i>USED ON FUSION VARIO ONLY</i>			
2	ACH02503	FRONT WELD ASSY RHS V660 MKIII	1
<i>USED ON V6 MKIII SERIES ONLY</i>			
3	CBR02000	BEARING VAR BALER	2
4	CBR02003	BEARING GLACIER PM 4520 DX	2
5	CFA00001	CIRCLIP 25MM EXTERNAL Z/P	1
6	CFA00052	SETSCREW M8X20 Z/P	1
7	CFA00055	BOLT M8X35 Z/P	1
<i>USED ON V6 SERIES ONLY</i>			
8	CFA00106	BOLT M8X45 Z/P	2
9	CFA00115	SETSCREW M6X20 Z/P	2
10	CFA00118	GREASE NIPPLE M8X1.25 STRAIGHT	1
11	CFA00128	NUT M16 NYLOC	1
12	CFA00132	NUT M8 NYLOC Z/P	3
13	CFA00135	WASHER FLAT 1" Z/P	1
14	CFA00140	WASHER FLAT 16MM Z/P	1
15	CFA00147	WASHER FLAT 8MM Z/P	6
16	CFA00249	WASHER SKM8	1
17	CFA00473	NUT M6 STD ZP	2
18	CFA00514	CIRCLIP 35MM EXTERNAL	1
19	CFA00519	SETSCREW M8X16 FLD ZP	4
20	CFA00855	6MM MUDGUARD WASHER	2
21	CHY00276	STEEL PIPE ASSY COMPLETE V6 SERIES	1
<i>USED ON V6 SERIES ONLY</i>			
22	CHY00283	ASSY STL PIPE BSP V6 SERIES COMPLETE	1
23	CHY01061	OIL WICK KIT FULL BALER RANGE	1
<i>OIL WICK KIT FULL BALER RANGE</i>			
24	CMH02041	PIN VAR BALER	1
25	CRA00631	DOOR OPEN RAM V660	1
26	CSG00257	SPRING DOOR LATCH 6.35X35X242 V6	1
27	CSG00275	SPRING BELVILLE HEAVY DUTY	1
28	CVA00614	VALVE FLOOR/PICK-UP NEM V640	1
<i>USED ON V640 MACHINES ONLY</i>			
28	CVA00361	VALVE CTRL FLOOR KNIVES V660 2011+	1
<i>USED ON V660 MACHINES ONLY</i>			
29	CZD04773	V6 DUPLEX CHAIN INNER OILER BRKT	1
30	CZE04247	WASHER 48X35.5X5 BELT BALER	2
31	CZF06530	6MM SENSOR ADJUSTER TENSION ARM	1
<i>UP TO V6 SERIAL No 802077 & FUSION VARIO SERIAL No 900071</i>			
31	ACH02849	BALE DIAMETER INDICATOR	1
<i>FROM V6 SERIAL No 802078 & FUSION VARIO SERIAL No 900072</i>			

No.	Part No	Description	Qty
-----	---------	-------------	-----

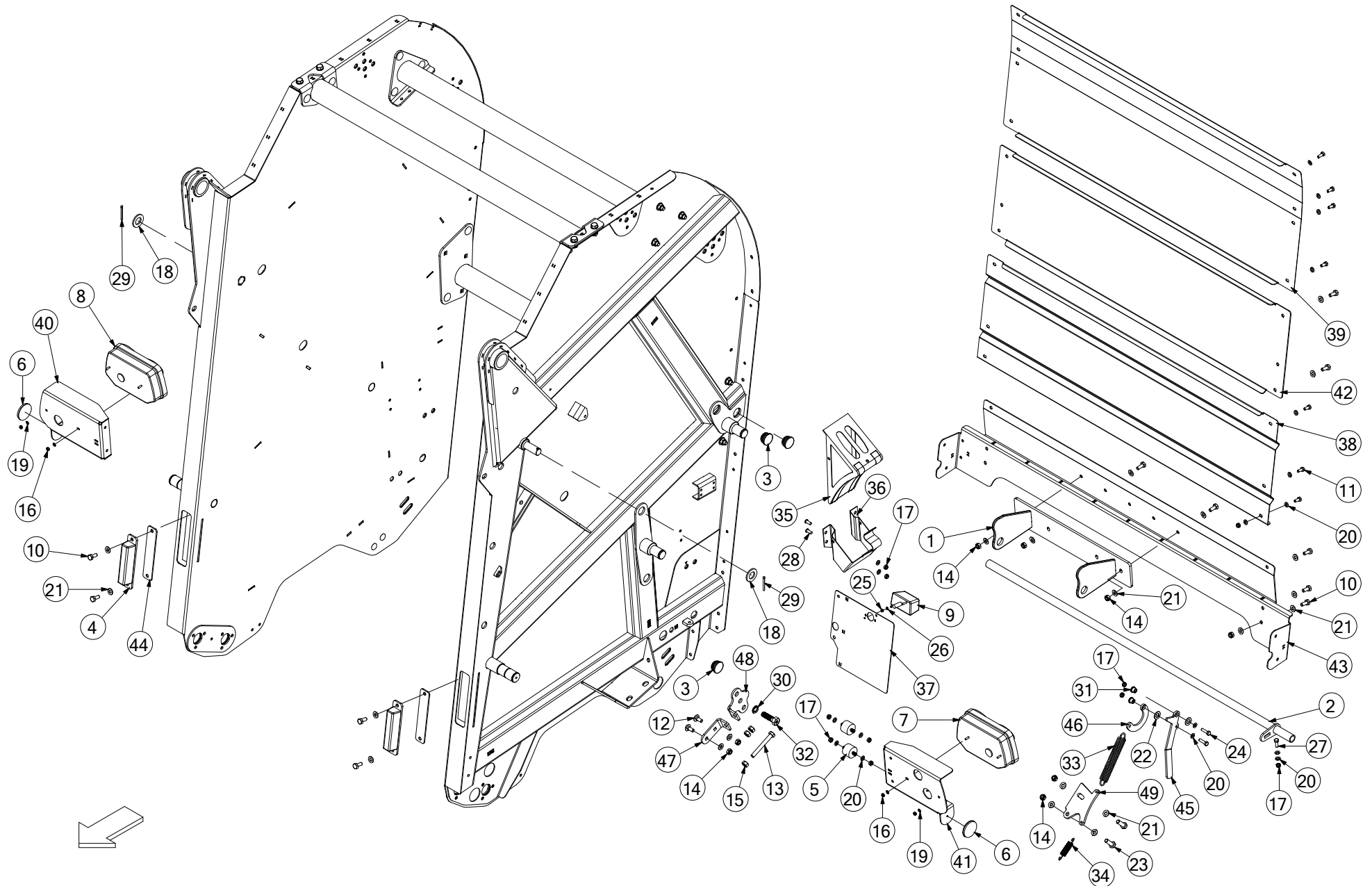
Rear chamber door 1 [Up to Serial No 801988] (848)



No.	Part No	Description	Qty
1	ACH02533	BELT GUIDE WELD ASSY V6	1
2	CBC00005	CAP PLASTIC INSERT 42.4MM RND	6
3	CBE00197	BUFFER ASSY 43 SHORE V BALER	2
4	CBE00206	RUBBER STRIP 235X50X6 REFLECTOR HANGER	2
5	CEL00068	LIGHT 991 TRAILED CHASSIS	2
6	CEL00077	REFLECTOR REAR TRIANGULAR RED	2
7	CFA00024	SETSCREW M10X25 Z/P	20
8	CFA00052	SETSCREW M8X20 Z/P	15
9	CFA00068	BOLT M10X25 CUP SQ. Z/P	4
10	CFA00080	SETSCREW M12X100 Z/P	2
11	CFA00102	SETSCREW M8X25 Z/P	8
12	CFA00115	SETSCREW M6X20 Z/P	4
13	CFA00123	NUT M10 NYLOC	22
14	CFA00125	NUT M12 Z/P	6
15	CFA00131	NUT M6 NYLOC	4
16	CFA00132	NUT M8 NYLOC Z/P	32
17	CFA00135	WASHER FLAT 1" Z/P	2
18	CFA00144	WASHER FLAT 6MM Z/P	8
19	CFA00147	WASHER FLAT 8MM Z/P	54
20	CFA00201	WASHER FLAT 10 MM Z/P	44
21	CFA00222	WASHER FLAT 14MM Z/P	2
22	CFA00288	SETSCREW M5X16 PAN HEAD Z/P	4
23	CFA00297	BOLT M12X40 Z/P	2
24	CFA00316	BOLT M8X30 Z/P	2
25	CFA00320	WASHER FLAT 5MM	4
26	CFA00348	NUT M5 NYLOC SS	4
27	CFA02290	BOLT M16 X 60 Z/P DIN 931 GRADE 12.9	2
	WAS CFA00409		
28	CFA00429	SETSCREW M8X20 BUTTON HEAD Z/P	8
29	CFA00556	SPLIT PIN 6X50 Z/P	2
30	CFA00783	WASHER NL16 NORD-LOCK	2
31	CMH00742	BUSH 8X20X13 ZINC PLATED	2
32	CSG00208	SPRING EXT 3.5X28X188X43 Z/P	1
33	CSG00267	SPRING EXT 2X18.5X85X25	1
34	CTP00075	PARKING CHOCKS BALE	2
35	CTP00076	BRACKET FOR PARKING CHOCK	2
36	CZB04372	1.5MM BACK PANEL V6	1
37	CZB04389	1.5MM PANEL BACK DOOR V6	1
38	CZC04458	3MM L LIGHT BRACKET (F550)	2
39	CZC04557	3MM L BACK PANEL V6	1
40	CZC04558	3MM L LIGHT BRACKET V6	1
41	CZB04366	1.5MM L BUFFER PART SPACER V660	2
41	CZD04507	4MM L BUFFER PART SPACER V660	2
42	CZF05436	6MM L TENSION ARM LOCK PART	1
43	CZF05444	6MM L TENSION ARM LOCK PART	1
44	CZF05863	6MM L LIGHT BRCKT EXTENSION PIECE	2
45	CZF05958	8MM L ADJUSTER BRACKET V6	2
46	CZF06085	6MM L ADJUSTER BRACKET V6	2
47	CZG04334	6MM L TENSION ARM LOCK PART	1

No.	Part No	Description	Qty
-----	---------	-------------	-----

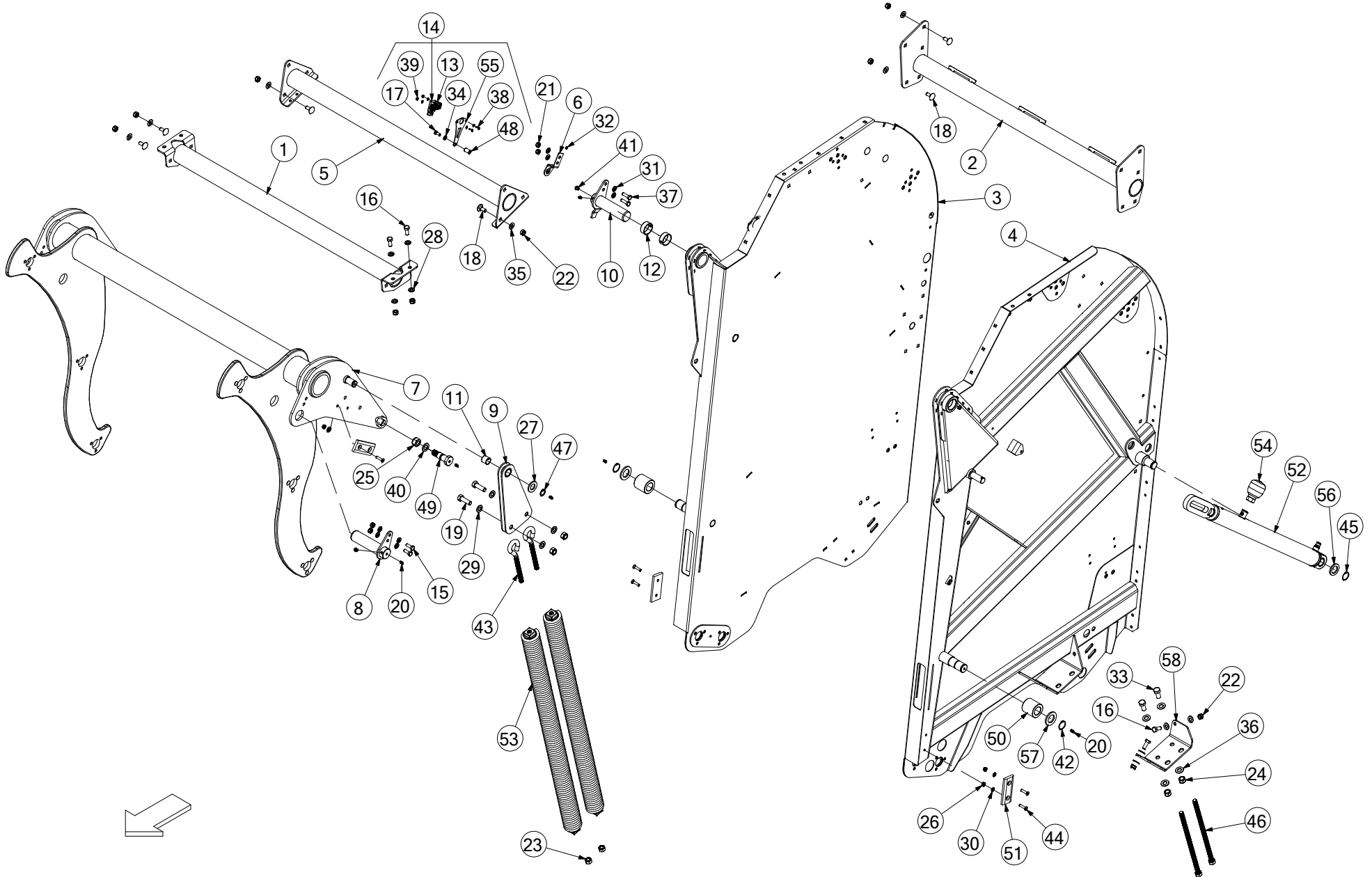
Rear chamber door 1 [From Serial No 801989] (906)



No.	Part No	Description	Qty
1	ACH02533	BELT GUIDE WELD ASSY V6	1
2	ACH02940	BELT GUIDE PIN ASSEMBLY	1
<i>USED ON MACHINES FROM SERIAL No 803027</i>			
2	UWP00135	BELT GUIDE UPGRADE KIT	1
<i>RETROFIT GUIDE PIN KIT FOR MACHINES BETWEEN SERIAL No 801284 & 803027 (INCLUDES PARTS & INSTRUCTIONS)</i>			
3	CBC00005	CAP PLAS INSERT ROUND 42.4MM	6
4	CBE00197	BUFFER ASSY 43 SHORE V BALER	2
5	CBE00228	RUBBER BUFFER 70 SHORE	4
6	CEL00643	60MM AMBER REFLECTOR 07.039.000	2
7	CEL00700	LIGHT F550 (2012 MODEL) LHS	1
8	CEL00701	LIGHT F550 (2012 MODEL) RHS	1
9	CEL00720	REG PLATE LIGHT 900MM (RADEX)	1
10	CFA00024	SETSCREW M10X25 Z/P	20
11	CFA00052	SETSCREW M8X20 Z/P	15
12	CFA00068	BOLT M10X25 CUP SQ. Z/P	4
13	CFA00080	SETSCREW M12X100 Z/P	2
14	CFA00123	NUT M10 NYLOC	22
15	CFA00125	NUT M12 Z/P	6
16	CFA00131	NUT M6 NYLOC	4
17	CFA00132	NUT M8 NYLOC Z/P	33
18	CFA00135	WASHER FLAT 1" Z/P	2
19	CFA00144	WASHER FLAT 6MM Z/P	4
20	CFA00147	WASHER FLAT 8MM Z/P	48
21	CFA00201	WASHER FLAT 10 MM Z/P	44
22	CFA00222	WASHER FLAT 14MM Z/P	2
23	CFA00297	BOLT M12X40 Z/P	2
24	CFA00316	BOLT M8X30 Z/P	2
25	CFA00321	NUT M5 NYLOC	2
26	CFA00337	WASHER FLAT 5MM Z/P	2
27	CFA00407	BOLT M8X25 Z/P	1
28	CFA00429	SETSCREW M8X20 BUTTON HEAD Z/P	8
29	CFA00556	SPLIT PIN 6X50 Z/P	2
30	CFA00783	WASHER NL16 NORD-LOCK	2
31	CMH00742	BUSH 8X20X13 ZINC PLATED	2
32	CMH02753	BOLT M16 X 55 GREASING BOLT	2
33	CSG00208	SPRING EXT 3.5X28X188X43 Z/P	1
34	CSG00267	SPRING EXT 2X18.5X85X25	1
35	CTP00075	PARKING CHOCKS BALE	2
36	CTP00076	BRACKET FOR PARKING CHOCK	2
37	CZB02448	1.5MM L NUMBER PLATE BRACKET.	1
38	CZB04372	1.5MM BACK PANEL V6	1
39	CZB04389	1.5MM PANEL BACK DOOR V6	1
40	CZC04479	3MM L RHS LIGHT BRACKET F550	1
41	CZC04485	3MM L LHS LIGHT BRACKET F550	1
42	CZC04557	3MM L BACK PANEL V6	1
43	CZC04558	3MM L LIGHT BRACKET V6	1
44	CZB04366	1.5MM L BUFFER PART SPACER V660	2
44	CZD04507	4MM L BUFFER PART SPACER V660	2
45	CZF05436	6MM L TENSION ARM LOCK PART	1

No.	Part No	Description	Qty
46	CZF05444	6MM L TENSION ARM LOCK PART	1
47	CZF05958	8MM L ADJUSTER BRACKET V6	2
48	CZF06085	6MM L ADJUSTER BRACKET V6	2
49	CZG04334	8MM L TENSION ARM LOCK PART	1

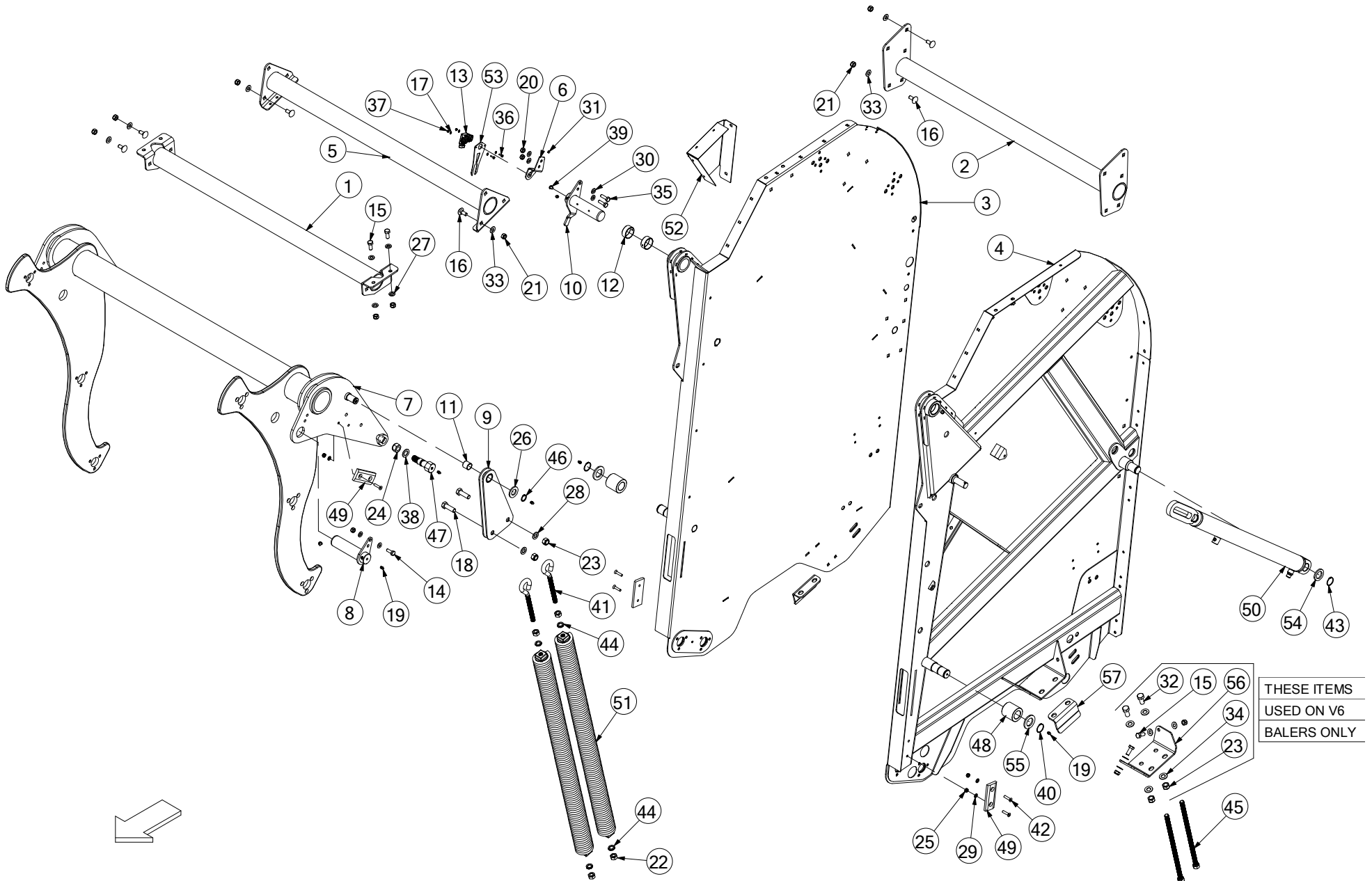
Rear chamber door 2 [Up to V6 Serial No 802077 + Vario 900071] (849)



No.	Part No	Description	Qty
1	ACH02524	6MM BRACE BRKT V6	1
2	ACH02532	BRACE WELD ASSY V6	1
3	ACH02548	BACK DOOR WELD ASSY RIGHT V6	1
4	ACH02557	REAR SIDE WALL LEFT V6	1
5	ACH03067	CROSS BEAM WELD ASSY V6 AND VARIO	1
<i>REPLACES ACH02559</i>			
6	ACH02625	POTENTIOMETER BRACKET ASSY VARIO	1
<i>FROM SERIAL NO 801284 ONWARDS</i>			
6	ACH02587	POTENTIOMETER BRACKET ASSY MK3 V6	1
<i>SERIAL NO 800801 TO 800851, 801232 & 801245</i>			
7	ALA00494	TENSION ARM WELD ASSY V6 MKIII	1
8	ALA00496	45MM PIN ASSY V6	1
9	ALA00535	SPRING LINK ASSY V6	2
10	ALA00618	45MM PIN ASSY V6	1
11	CBR00039	BEARING GLACIER PM 2525 DX	2
12	CBR02003	BEARING GLACIER PM 4520 DX	4
13	CEL00785	ANGLE SENSOR, 120 DEGREE, 0.5-4.5VOLT	1
14	CEL00884	TENSION ARM ANGLE SENSOR ASSY	1
<i>INCLUDES ITEMS 13, 17, 34, 38, 39, 48 & 55</i>			
15	CFA00025	SETSCREW M10X30	2
16	CFA00032	SETSCREW M12X30 Z/P	8
17	CFA00052	SETSCREW M8X20 Z/P	1
18	CFA00078	SETSCREW M12X30 CUP SQ Z/P	20
19	CFA00116	BOLT M16X50 Z/P	4
20	CFA00118	GREASE NIPPLE M8X1.25 STRAIGHT	9
21	CFA00123	NUT M10 NYLOC	4
22	CFA00124	NUT M12 NYLOC	28
23	CFA00127	NUT M16	4
24	CFA00128	NUT M16 NYLOC	8
25	CFA00129	NUT M20 NYLOC	2
26	CFA00132	NUT M8 NYLOC Z/P	8
27	CFA00135	WASHER FLAT 1" Z/P	2
28	CFA00138	WASHER FLAT 12MM Z/P	8
29	CFA00140	WASHER FLAT 16MM Z/P	8
30	CFA00147	WASHER FLAT 8MM Z/P	4
31	CFA00201	WASHER FLAT 10 MM Z/P	12
32	CFA00208	GRUBSCREW M6X6 Z/P	1
33	CFA00229	SETSCREW M16X35 Z/P	4
34	CFA00249	WASHER SKM8	1
35	CFA00250	WASHER SKM12	28
36	CFA00252	WASHER SKM16	8
37	CFA00311	SETSCREW M10X35 Z/P	2
38	CFA00391	SETSCREW M4X16 Z/P	2
39	CFA00392	NUT M4 NYLOC	2
40	CFA00413	WASHER FLAT 20MM Z/P	2
41	CFA00447	SETSCREW M8X10 BUTTON HD Z/P	3
42	CFA00514	CIRCLIP 35MM EXTERNAL	2
43	CFA00561	EYE BOLT 16MM SPRING TENSIONER	4
44	CFA00581	SETSCREW M8X35 CSK ZP	8

No.	Part No	Description	Qty
45	CFA00638	CIRCLIP EXTERNAL 33MM Z/P	2
46	CFA00953	BOLT SPECIAL V6 MK3	4
47	CFA01007	CIRCLIP 25MM EXTERNAL DIN471	2
48	CMH01553	BUSH 8X15X25 THREADED Z/P	1
<i>REPLACES CMH00599</i>			
49	CMH01300	PIN 25X93 M20 THREAD	2
50	CMH02340	BUSH 35X60X60 DOOR LOCK V660	2
51	CPL00111	BACK DOOR WEAR PLATE (VAR BALER)	4
52	CRA00712	BELT TENSION RAM V6 MKIII	2
52a	CSE00627	SEAL KIT V6 TENSION RAM INCL PISTON	1
53	CSG00242	TENSION SPRING ASSY V6	4
54	CVA00151	ACCUMULATOR 0.075L 50 BAR	1
55	CZC02544	3MM ANGLE SENSOR PRT TENSION ARM	1
56	CZE04248	WASHER 50X32.5X5	2
57	CZE04336	WASHER 59X35.5X5 BELT BALER	2
58	CZF06327	6MM L SPRING BRKT MK3 V6	2

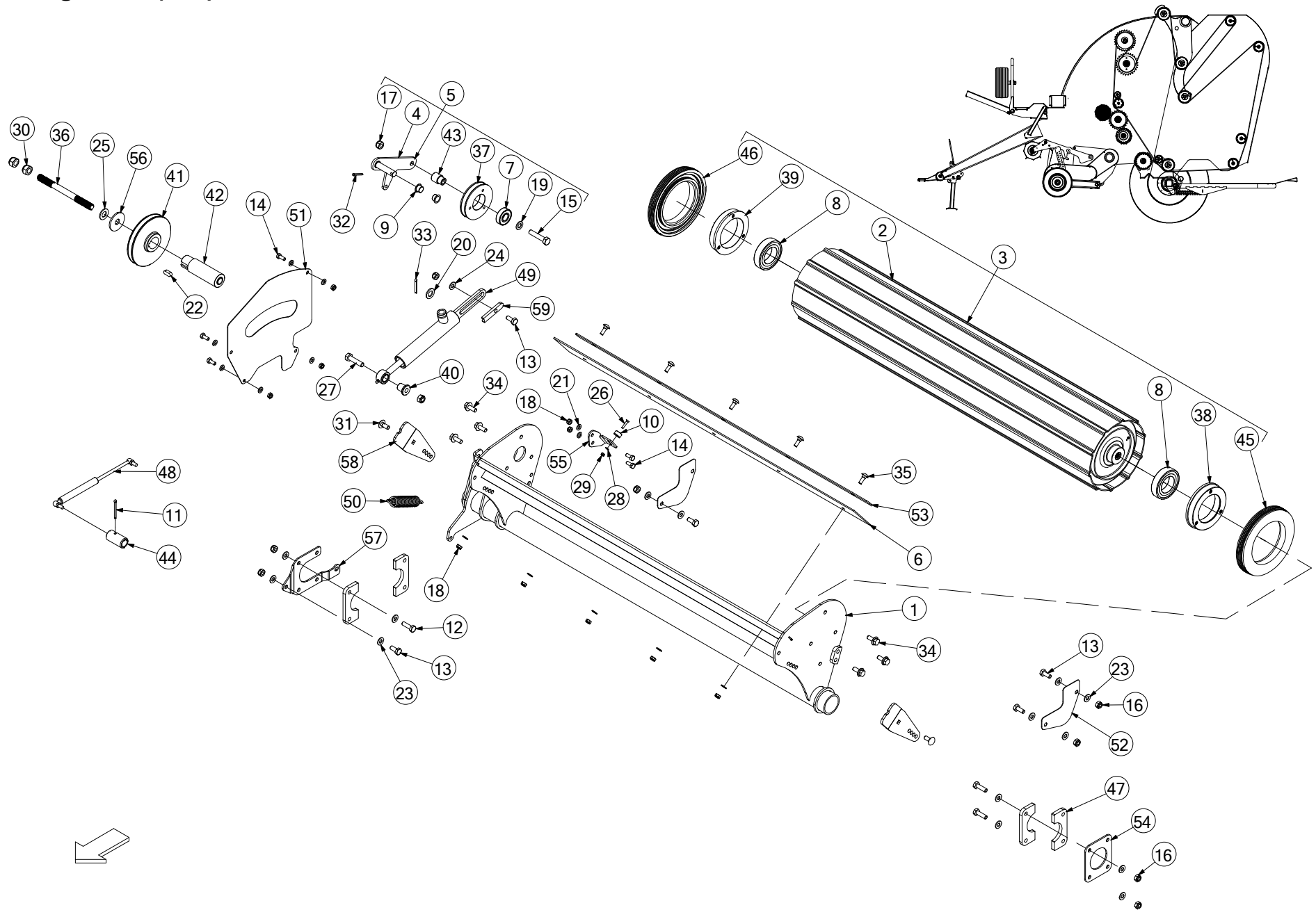
Rear chamber door 2 [From V6 Serial No 802078 + Vario 900072] (919)



No.	Part No	Description	Qty
1	ACH02524	6MM BRACE BRKT V6	1
2	ACH02532	BRACE WELD ASSY V6	1
3	ACH02548	BACK DOOR WELD ASSY RIGHT V6	1
4	ACH02557	REAR SIDE WALL LEFT V6	1
5	ACH03067	CROSS BEAM WELD ASSY V6 AND VARIO	1
<i>REPLACES ACH02559</i>			
6	ACH02625	POTENTIOMETER BRACKET ASSY VARIO	1
7	ALA00494	TENSION ARM WELD ASSY V6 MKIII	1
8	ALA00496	45MM PIN ASSY V6	1
9	ALA00535	SPRING LINK ASSY V6	2
10	ALA00699	45MM PIN ASSEMBLY V6	1
11	CBR00039	BEARING GLACIER PM 2525 DX	2
12	CBR02003	BEARING GLACIER PM 4520 DX	4
13	CEL00785	ANGLE SENSOR, 120 DEGREE, 0.5-4.5VOLT	1
14	CFA00025	SETSCREW M10X30	2
15	CFA00032	SETSCREW M12X30 Z/P	8
16	CFA00078	SETSCREW M12X30 CUP SQ Z/P	20
17	CFA00082	WASHER 4MM SHAKEPROOF	4
18	CFA00116	BOLT M16X50 Z/P	4
19	CFA00118	GREASE NIPPLE M8X1.25 STRAIGHT	9
20	CFA00123	NUT M10 NYLOC	4
21	CFA00124	NUT M12 NYLOC	28
22	CFA00127	NUT M16	8
23	CFA00128	NUT M16 NYLOC	8
24	CFA00129	NUT M20 NYLOC	2
25	CFA00132	NUT M8 NYLOC Z/P	8
26	CFA00135	WASHER FLAT 1" Z/P	2
27	CFA00138	WASHER FLAT 12MM Z/P	8
28	CFA00140	WASHER FLAT 16MM Z/P	4
29	CFA00147	WASHER FLAT 8MM Z/P	8
30	CFA00201	WASHER FLAT 10 MM Z/P	8
31	CFA00208	GRUBSCREW M6X6 Z/P	1
32	CFA00229	SETSCREW M16X35 Z/P	4
33	CFA00250	WASHER SKM12	28
34	CFA00252	WASHER SKM16	8
35	CFA00311	SETSCREW M10X35 Z/P	2
36	CFA00391	SETSCREW M4X16 Z/P	2
37	CFA00392	NUT M4 NYLOC	2
38	CFA00413	WASHER FLAT 20MM Z/P	2
39	CFA00447	SETSCREW M8X10 BUTTON HD Z/P	3
40	CFA00514	CIRCLIP 35MM EXTERNAL	2
41	CFA00561	EYE BOLT 16MM SPRING TENSIONER	4
42	CFA00581	SETSCREW M8X35 CSK ZP	8
43	CFA00638	CIRCLIP EXTERNAL 33MM Z/P	2
44	CFA00783	WASHER NL16 NORD-LOCK	8
45	CFA00953	BOLT SPECIAL V6 MK3	4
46	CFA01007	CIRCLIP 25MM EXTERNAL DIN471	2
47	CMH01300	PIN 40X105 M20 THREAD	2
48	CMH02340	BUSH 35X60X60 DOOR LOCK V660	2

No.	Part No	Description	Qty
49	CPL00111	BACK DOOR WEAR PLATE (VAR BALER)	4
50	CRA00712	BELT TENSION RAM V6 MKIII	2
50	CSE00627	SEAL KIT V6 TENSION RAM INCL PISTON	1
51	CSG00242	TENSION SPRING ASSY V6	4
52	CZB02494	1.5MM L BALE SHAPE SENSOR COVER	1
53	CZC04833	3MM L ANGLE SENSOR PRT TENSION ARM	1
54	CZE04248	WASHER 50X32.5X5	2
55	CZE04336	WASHER 59X35.5X5 BELT BALER	2
56	CZF06327	6MM L SPRING BRKT MK3 V6	2
<i>USED ON V6 SERIES BALERS ONLY</i>			
57	CZF06702	6MM CRADLE STOP BRACKET VARIO	2
<i>USED ON FUSION VARIO ONLY</i>			

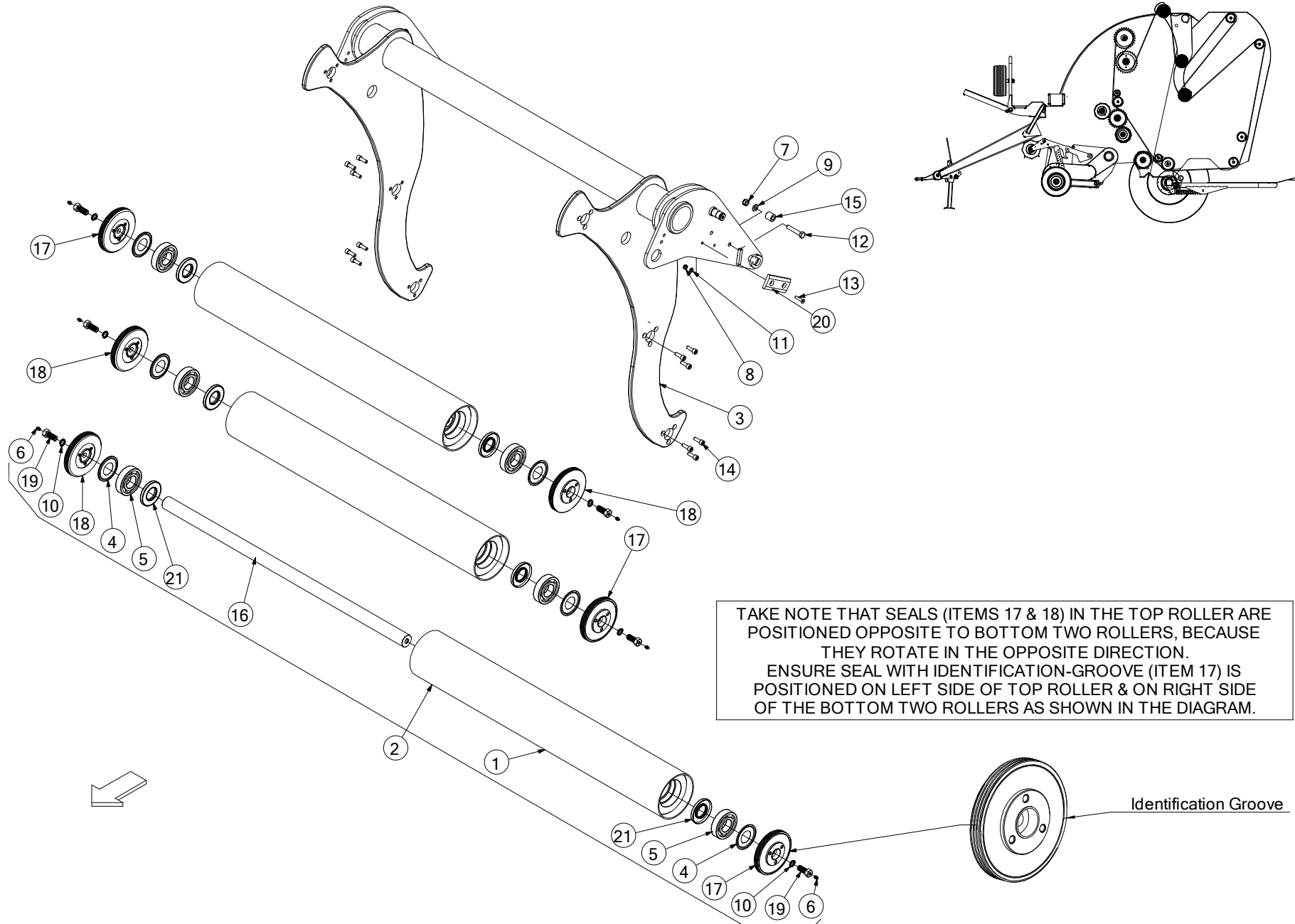
Moving roller (854)



No.	Part No	Description	Qty
1	ARC00218	ROLLER CRADLE WELD ASSY V660	1
2	ARC00219	BALER ROLLER STD SHFT WELD ASY	1
3	ARC00220	ROLLER COMP ASSY NET FEED	1
INCLUDES ITEMS 2, 8, 38, 39, 45 & 46			
4	ARC00221	BELT TENSIONER ARM WELD ASSY	1
5	ARC00222	BELT TENSION ARM COMP ASSY	1
INCLUDES ITEMS 4, 7, 15, 17, 19, 37 & 43			
6	CBE00217	RUBBER 100 X 1600 V660 CRADLE	1
7	CBR00020	BEARING 6204 2RS	1
8	CBR00083	BEARING 1726210-2RS RADIAL	2
9	CBR00118	BEARING STEPPED PLAS 16X18X12	2
10	CEL00059	MAGNET 20 X 10 260369	1
11	CFA00013	SPLIT PIN 5X50 Z/P	1
12	CFA00016	BOLT M10X35	6
13	CFA00024	SETSCREW M10X25 Z/P	5
14	CFA00052	SETSCREW M8X20 Z/P	6
15	CFA00076	BOLT M12X60 Z/P	1
16	CFA00123	NUT M10 NYLOC	11
17	CFA00124	NUT M12 NYLOC	2
18	CFA00132	NUT M8 NYLOC Z/P	11
19	CFA00138	WASHER FLAT 12MM Z/P	1
20	CFA00140	WASHER FLAT 16MM Z/P	1
21	CFA00147	WASHER FLAT 8MM Z/P	15
22	CFA00155	KEY 10 X 8 X 25	1
23	CFA00201	WASHER FLAT 10 MM Z/P	20
24	CFA00251	WASHER SKM10	1
25	CFA00252	WASHER SKM16	1
26	CFA00261	SETSCREW M5X25 CSK HEX SS	1
27	CFA00272	BOLT M12X50 Z/P	1
28	CFA00337	WASHER FLAT 5MM Z/P	1
29	CFA00348	NUT M5 NYLOC SS	1
30	CFA00414	NUT M16X1.5 NYLOC FINE THREAD	2
31	CFA00442	SETSCREW M10X25 CUP SQ	2
32	CFA00450	SPLIT PIN 4 X36 Z/P	1
33	CFA00475	SPLIT PIN 5X40 Z/P	1
34	CFA00520	SETSCREW M10X25 FLD ZP	6
35	CFA00591	BOLT M8X25 CUP SQ Z/P	5
36	CFA00867	M16X205 BOLT SPECIAL V660	1
37	CMH00596	V BELT PULLEY WHEEL	1
38	CMH00977	BUSH 90X135X25	1
39	CMH01187	FLANGE 90X145X25 3 HOLE	1
40	CMH01214	BUSH 12.5X20X27 STEPPED Z/P	1
41	CMH01240	PULLEY 35X150 A SECTION	1
42	CMH01275	PIN 45X135 STEPPED 35	1
43	CMH01298	BUSH 12X25X35 STEPPED 20	1
44	CMH01343	BUSH 20X30X60	1
45	CPL00052	NYLON SEAL ROLLER DRIVE SIDE	1
46	CPL00053	NYLON SEAL ROLLER NON DRIVE SIDE	1
47	CPL00123	ROLLER CRADLE HINGE BUSH	4

No.	Part No	Description	Qty
48	CRA00262	GAS STRUT 8X18X95 500NM	1
49	CRA00574	KNIFE RESET RAM BELT BALER	1
50	CSG00011	SPRING EXT 3.66X28.5X135X25	1
51	CZB02374	1.5MM L DIRT GUARD PART V660	1
52	CZB04438	1.5MM COVER PLATE V6	2
53	CZC03454	3MM L BACKING STRIP ROLLER CRADLE	1
54	CZD00237	4MM L HINGE SUPPORT PART	1
55	CZD02646	4MM L MAGNET BRACKET PART	1
56	CZD04321	4MM L WASHER 16X55X4 Z/P	1
57	CZD04780	4MM L PIVOT SUPPORT PART V6	1
58	CZF05626	6MM L ROLLER STOP BRACKET	2
59	CZG04363	8MM RAM SPACER V660	1

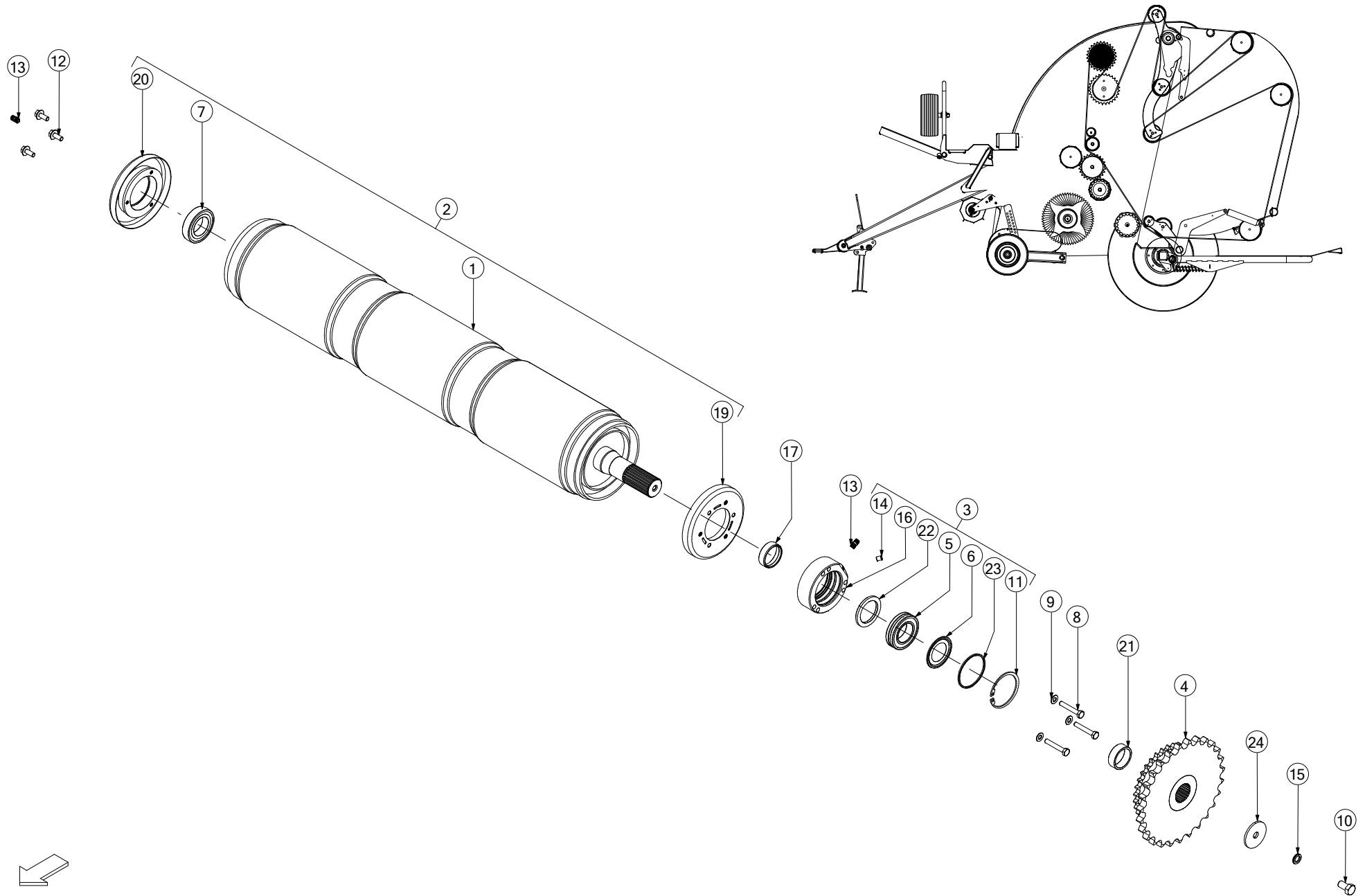
Tension arm rollers (858)



No.	Part No	Description	Qty
0	ALA00682	TENSION ARM COMPLETE ASSY V6 MKIII	1
<i>COMPLETE ASSEMBLY WITH ROLLERS (INCLUDES ITEMS 1 THROUGH 21)</i>			
1	ACH02016	TUBE WELD ASSY	3
2	ACH02017	ROLLER COMP V BALER	3
3	ALA00494	TENSION ARM WELD ASSY V6 MKIII	1
4	CBR00281	NILOS RING 6309 AV	6
5	CBR00253	BEARING 6309 2RS	6
<i>USED UP TO SERIAL No 803400/900339 (V6/VARIO - NON GREASING) WITH SEALS</i>			
5	CBR00333	BEARING 6309	6
<i>USED FROM SERIAL No 803401/900340 (V6/VARIO - GREASING) WITHOUT SEALS</i>			
6	CFA00118	GREASE NIPPLE M8X1.25 STRAIGHT	6
<i>USED FROM SERIAL No 803401/900340 (V6/VARIO - GREASING)</i>			
7	CFA00124	NUT M12 NYLOC	4
8	CFA00132	NUT M8 NYLOC Z/P	4
9	CFA00138	WASHER FLAT 12MM Z/P	4
10	CFA00142	WASHER SPRING 16MM Z/P	6
11	CFA00147	WASHER FLAT 8MM Z/P	4
12	CFA00579	BOLT M12X65 ZP	4
13	CFA00581	SETSCREW M8X35 CSK ZP	4
14	CFA00809	BOLT M10X30 SOC CAP 12.9	18
15	CMH00745	BUSH 12X25X25	4
16	CMH02007	SHAFT VAR BALER	3
17	CMH02014	SEALING DISC V BALER	3
<i>SEAL WITH IDENTIFICATION GROOVE ON NEARSIDE FOR LOWER 2 ROLLERS AND ON FAR SIDE FOR TOP ROLLER</i>			
18	CMH02015	SEALING DISC V BALER	3
19	CFA00229	SETSCREW M16X35 Z/P	6
<i>USED UP TO SERIAL No 803400/900339 (V6/VARIO - NON GREASING)</i>			
19	CMH02754	BOLT M16 X 40 GREASING BOLT	6
<i>USED FROM SERIAL No 803401/900340 (V6/VARIO - GREASING)</i>			
20	CPL00111	BACK DOOR WEAR PLATE (VAR BALER)	2
21	CSE00642	GREASE SEAL 45X90X10	6
<i>USED FROM SERIAL No 803401/900340 (V6/VARIO - GREASING)</i>			

No.	Part No	Description	Qty
-----	---------	-------------	-----

Top drive roller (639)



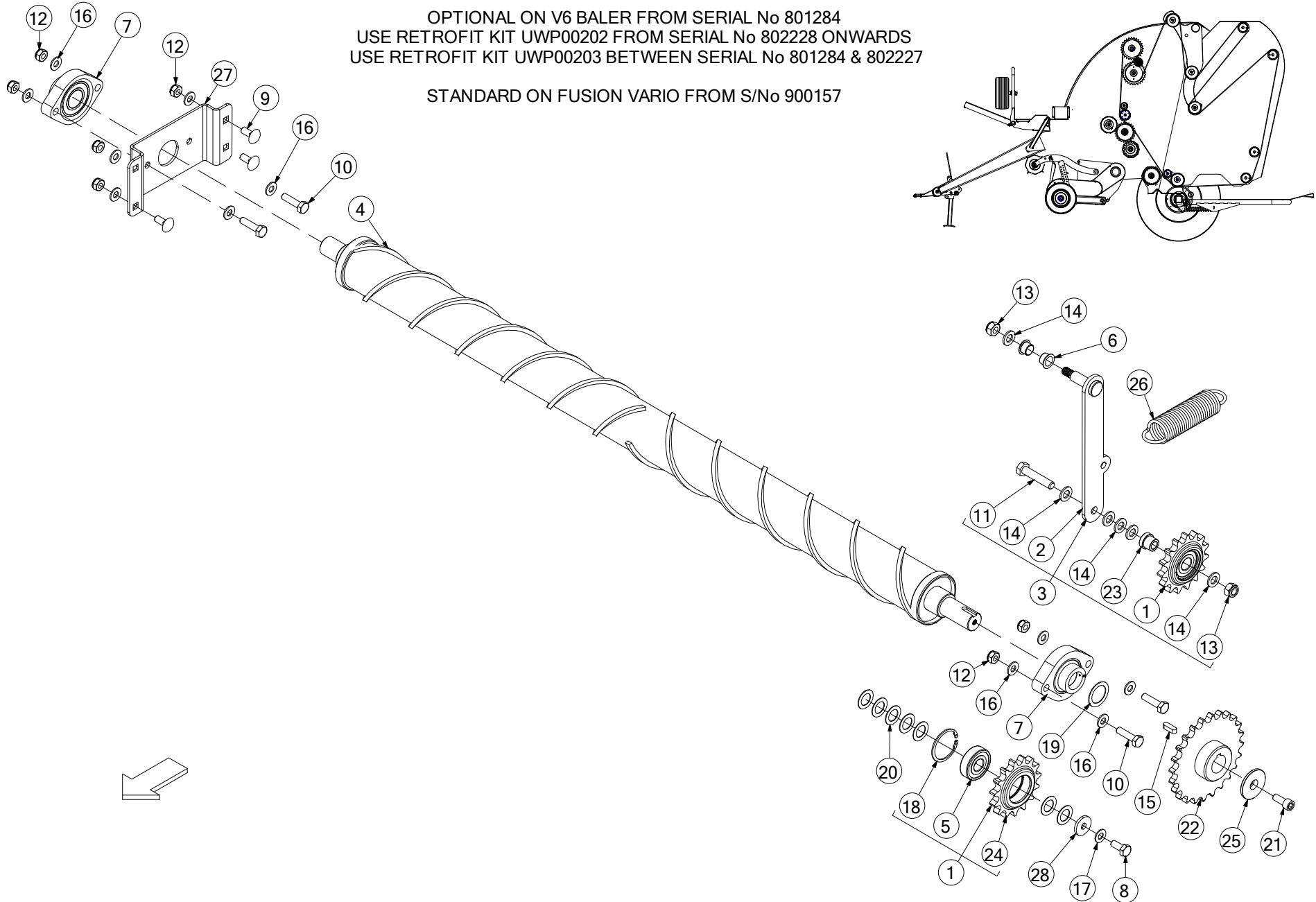
No.	Part No	Description	Qty
1	ACH02023	DRIVE ROLLER WELD 3 BELTS V6 <i>USED ON MACHINES WITH 3 BELTS</i>	1
1	ACH02946	DRIVE ROLLER WELD SGL BELT V6 <i>USED ON MACHINES WITH 1 BELT</i>	1
2	ACH02033	TRIPLE BELT DRIVE ROLLER V6 <i>USED ON MACHINES WITH 3 BELTS</i>	1
2	ARC00432	SINGLE BELT DRIVE ROLLER ASSY <i>USED ON MACHINES WITH 1 BELT</i>	1
3	ART00051	BEARING ROLLER COMP ASSY	1
4	ART00338	27T SPROCKET ASSY BELT BALER	1
5	CBR00060	BEARING SPHERICAL SKF 2210CC	1
6	CBR00061	NILOS-RING 6210AV	1
7	CBR00083	BEARING 1726210-2RS RADIAL	1
8	CFA00028	BOLT M10X65 Z/P	3
9	CFA00251	WASHER SKM10	3
10	CFA00399	SETSCREW M16X30 Z/P	1
11	CFA00452	CIRCLIP 95MM INTERNAL	1
12	CFA00520	SETSCREW M10X25 FLD ZP	3
13	CFA00549	GREASE FITTING 6MM X 1/8"	2
14	CFA00559	GRUBSCREW M10X12	1
15	CFA00783	WASHER NL16 NORD-LOCK	1
16	CMH00511	BUSH 90X135X46 BEARING HOUSING	1
17	CMH00445	BEARING ROLLER SLEEVE 50 ID X14 <i>UP TO SERIAL NO 801349</i>	1
17	CMH01363	BEARING ROLLER SLEEVE 50 ID X18 <i>FROM SERIAL NO 801350</i>	1
19	ARC00287	SPUN ROLLER SEAL DS V6 <i>ARC00287 & ARC00288 SHOULD BE REPLACED AS A PAIR</i>	1
20	ARC00288	SPUN ROLLER SEAL NDS V6 <i>ARC00287 & ARC00288 SHOULD BE REPLACED AS A PAIR</i>	1
21	CMH02349	BUSH 50X60X20	1
22	CSE00099	SEAL OIL 58X80X8	1
23	CZC02063	3MM L BEARING RETAINER RING	1
24	CZE04255	5MM L WASHER 16X70X5	1

No.	Part No	Description	Qty
-----	---------	-------------	-----

Top cleaning auger (963)

OPTIONAL ON V6 BALER FROM SERIAL No 801284
USE RETROFIT KIT UWP00202 FROM SERIAL No 802228 ONWARDS
USE RETROFIT KIT UWP00203 BETWEEN SERIAL No 801284 & 802227

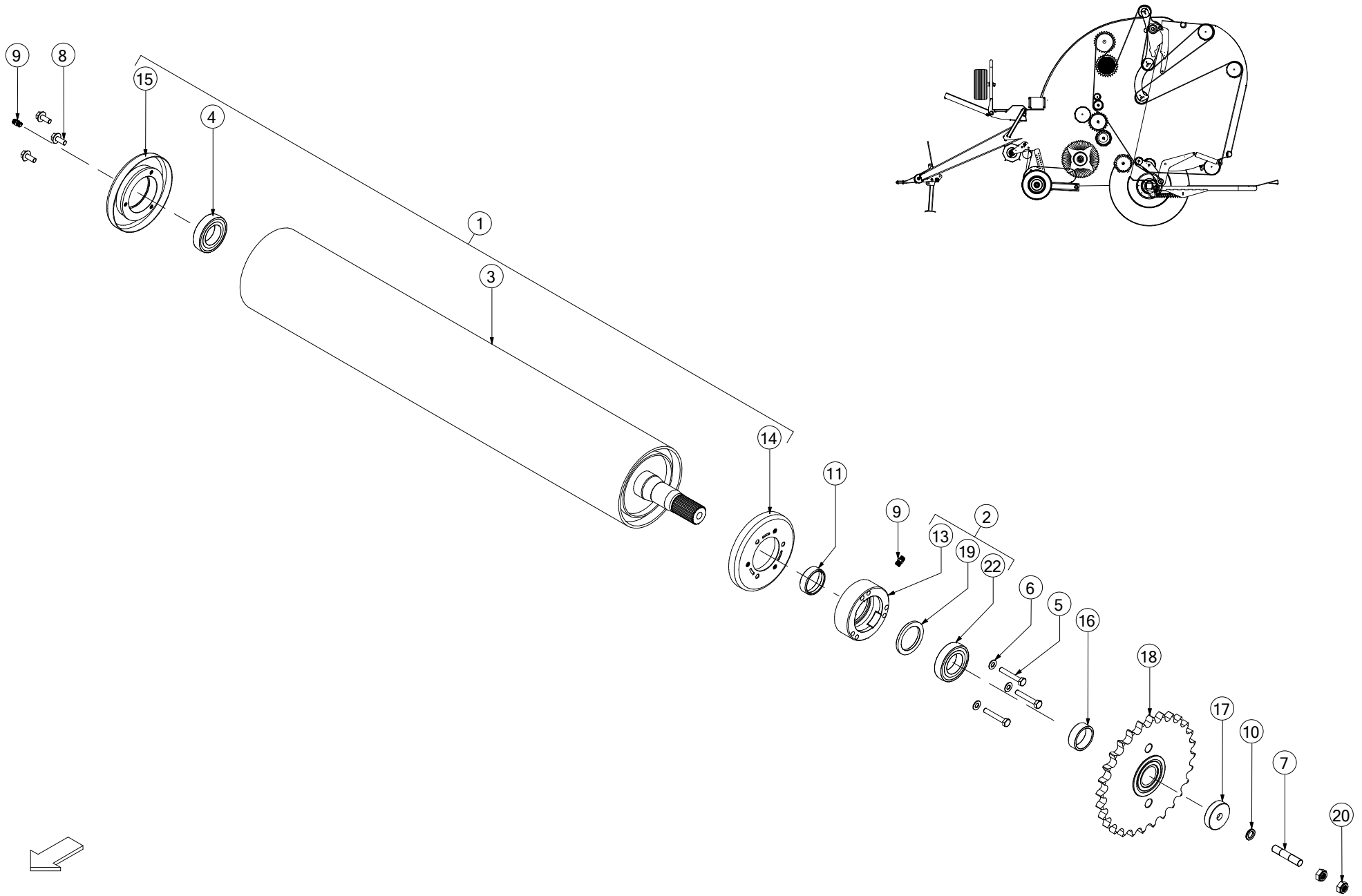
STANDARD ON FUSION VARIO FROM S/No 900157



No.	Part No	Description	Qty
0	UWP00202	TOP CLEANING AUGER V6 & VARIO > S No 802228 <i>RETROFIT KIT FOR V6 MACHINES FROM S/No 802228 ONWARDS (INCLUDES ALL ITEMS & INSTRUCTIONS)</i>	1
0	UWP00203	TOP CLEANING AUGER V6 & VARIO < S No 802228 <i>RETROFIT KIT FOR V6 MACHINES PRIOR TO S/No 802228 (INCLUDES ALL ITEMS, TEMPLATES & INSTRUCTIONS)</i>	1
1	ALA00700	TENSIONER SPROCKET ASSEMBLY V6 <i>INCLUDES ITEMS 5, 18 & 24</i>	2
2	ALA00731	AUGER CHAIN TENSIONER V6	1
3	ALA00732	AUGER CHAIN TENSIONER V6 <i>INCLUDES ITEMS 1, 2, 11, 13, 14 & 23</i>	1
4	ARC00372	TOP AUGER WELD ASSY	1
5	CBR00066	BEARING 6304 2RS	2
6	CBR00118	BEARING STEPPED PLAS 16X18X12	2
7	CBR00288	BEARING FLCTE30	2
8	CFA00024	SETSCREW M10X25 Z/P	1
9	CFA00068	BOLT M10X25 CUP SQ. Z/P	4
10	CFA00071	BOLT M10X40	4
11	CFA00076	BOLT M12X60 Z/P	1
12	CFA00123	NUT M10 NYLOC	8
13	CFA00124	NUT M12 NYLOC	2
14	CFA00138	WASHER FLAT 12MM Z/P	6
15	CFA00154	KEY 8 X 7 X 25	1
16	CFA00201	WASHER FLAT 10 MM Z/P	12
17	CFA00251	WASHER SKM10	1
18	CFA00461	CIRCLIP 52MM INTERNAL DIN 472	2
19	CFA00572	SHIM 30X42X1	1
20	CFA02282	SHIM 20X32X1.0	7
21	CFA02315	BOLT M10X25 SOC CAP 12.9	1
22	CMH01265	SPROCKET 3/4 24 TOOTH	1
23	CMH01398	BUSH 12X25 STEPPED 20	1
24	CMH02647	3/4 15T SPROCKET BELT BALER	2
25	CMH02673	BUSH 10.5X50X11 STEPPED	1
26	CSG00229	SPRING EXT 4.88X40.8X176X24	1
27	CZD04880	4MM L TOP AUGER BRACKET V6 <i>UP TO SERIAL No 803404 (AS SHOWN)</i>	1
27	CZD05038	4MM L TOP AUGER BRACKET V6 VARIO <i>FROM SERIAL No 803405</i>	1
28	CZD04886	4MM L WASHER 32X10.5	1

No.	Part No	Description	Qty
-----	---------	-------------	-----

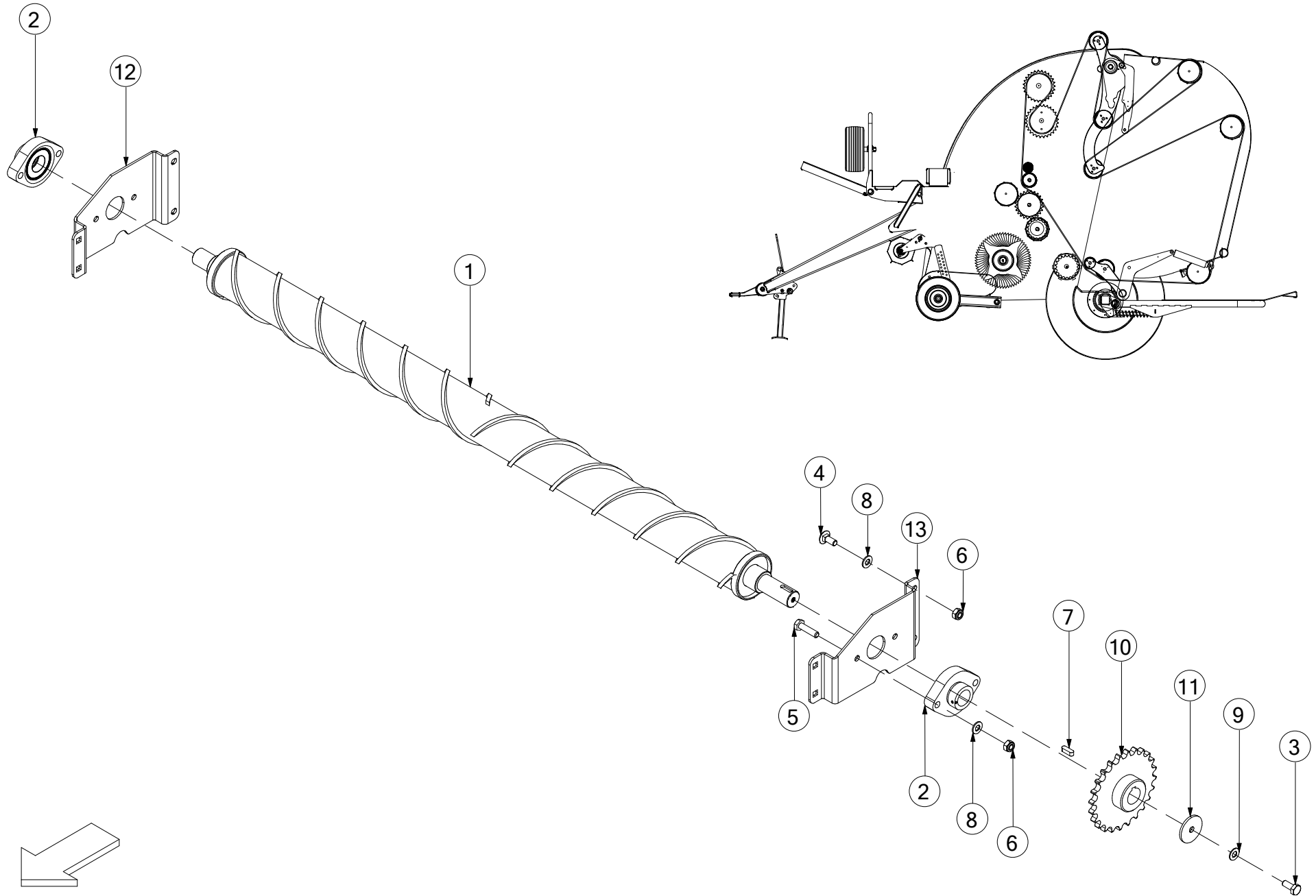
Bottom drive roller (640)



No.	Part No	Description	Qty
1	ARC00170	DUAL DRIVE ROLLER COMPLETE	1
2	ART00051	BEARING ROLLER COMP ASSY	1
		<i>REPLACES ART00293</i>	
3	ART00314	DUAL DRIVE ROLLER BELT BALER	1
4	CBR00083	BEARING 1726210 2RS	1
5	CFA00028	BOLT M10X65 Z/P	3
6	CFA00251	WASHER SKM10	3
7	CFA00933	STUD M16X70 GRADE 10.9 F/TX1	1
8	CFA00520	SETSCREW M10X25 FLANGED 8.8 ZP	3
9	CFA00549	GREASE FITTING 6MM X 1/8"	2
10	CFA00783	WASHER NL16 NORD-LOCK	1
11	CMH01363	BEARING ROLLER SLEEVE 50 ID X18	1
		<i>UP TO SERIAL NO 801349</i>	
11	CMH00906	BEARING ROLLER SLEEVE 50 ID X21	1
		<i>FROM SERIAL NO 801350</i>	
13	CMH00511	BUSH 90X135X46 BEARING HOUSING	1
		<i>REPLACES CMH00905</i>	
14	ARC00287	SPUN ROLLER SEAL DS V6	1
		<i>ARC00287 & ARC00288 SHOULD BE REPLACED AS A PAIR</i>	
15	ARC00288	SPUN ROLLER SEAL NDS V6	1
		<i>ARC00287 & ARC00288 SHOULD BE REPLACED AS A PAIR</i>	
16	CMH02349	BUSH 50X60X20	1
17	CMH02350	WASHER STEPPED 52X46X16	1
18	CMT00200	OVERRUNNING CLUTCH BELT BALER	1
19	CSE00099	SEAL OIL 58X80X8	1
20	CFA00386	NUT M16X1.5 NYLOC FINE DIN 985	2
22	CBR00060	BEARING SPHERICAL SKF 22210CC	1
		<i>REPLACES CBR00083</i>	
22a	CBR00061	NILOS-RING 6210AV	1
22b	CZC02063	3MM L BEARING RETAINER RING	1
22c	CFA00452	CIRCLIP 95MM INTERNAL	1

No.	Part No	Description	Qty
-----	---------	-------------	-----

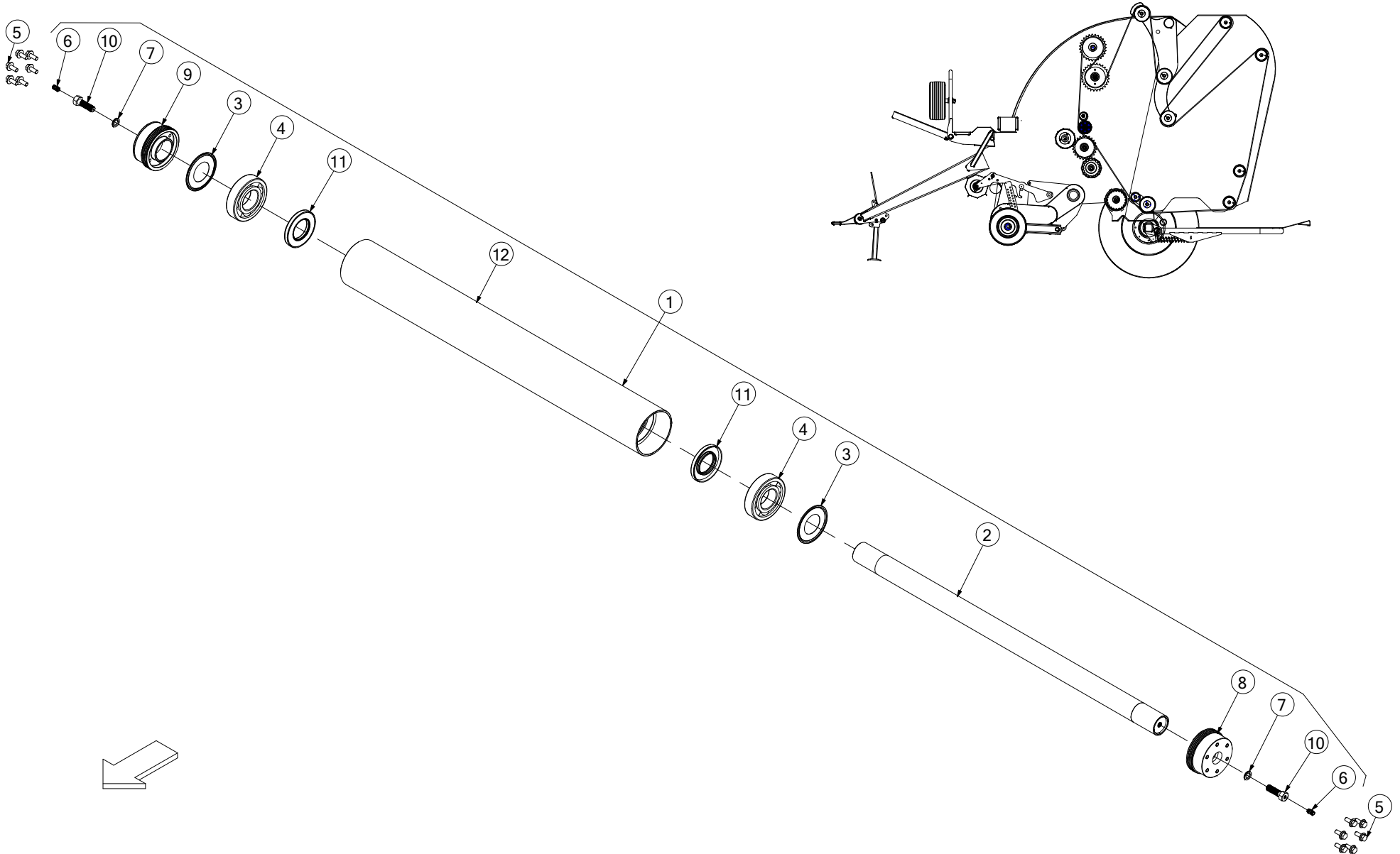
Mid cleaning auger (646)



No.	Part No	Description	Qty
1	ARC00228	AUGER WELD ASSY LONG	1
2	CBR00288	BEARING FLCTE30	2
3	CFA00024	SETSCREW M10X25 Z/P	1
4	CFA00068	BOLT M10X25 CUP SQ. Z/P	8
5	CFA00071	BOLT M10X40	4
6	CFA00123	NUT M10 NYLOC	12
7	CFA00154	KEY 8 X 7 X 25	1
8	CFA00201	WASHER FLAT 10 MM Z/P	12
9	CFA00251	WASHER SKM10	1
10	CMH01265	SPROCKET 3/4" 24 TOOTH	1
11	CZD02479	4MM L WASHER 10.5X50X4 Z/P	1
12	CZD02602	4MM L AUGER BRACKET V660	1
13	CZD02603	4MM L AUGER BRACKET V660	1

No.	Part No	Description	Qty
-----	---------	-------------	-----

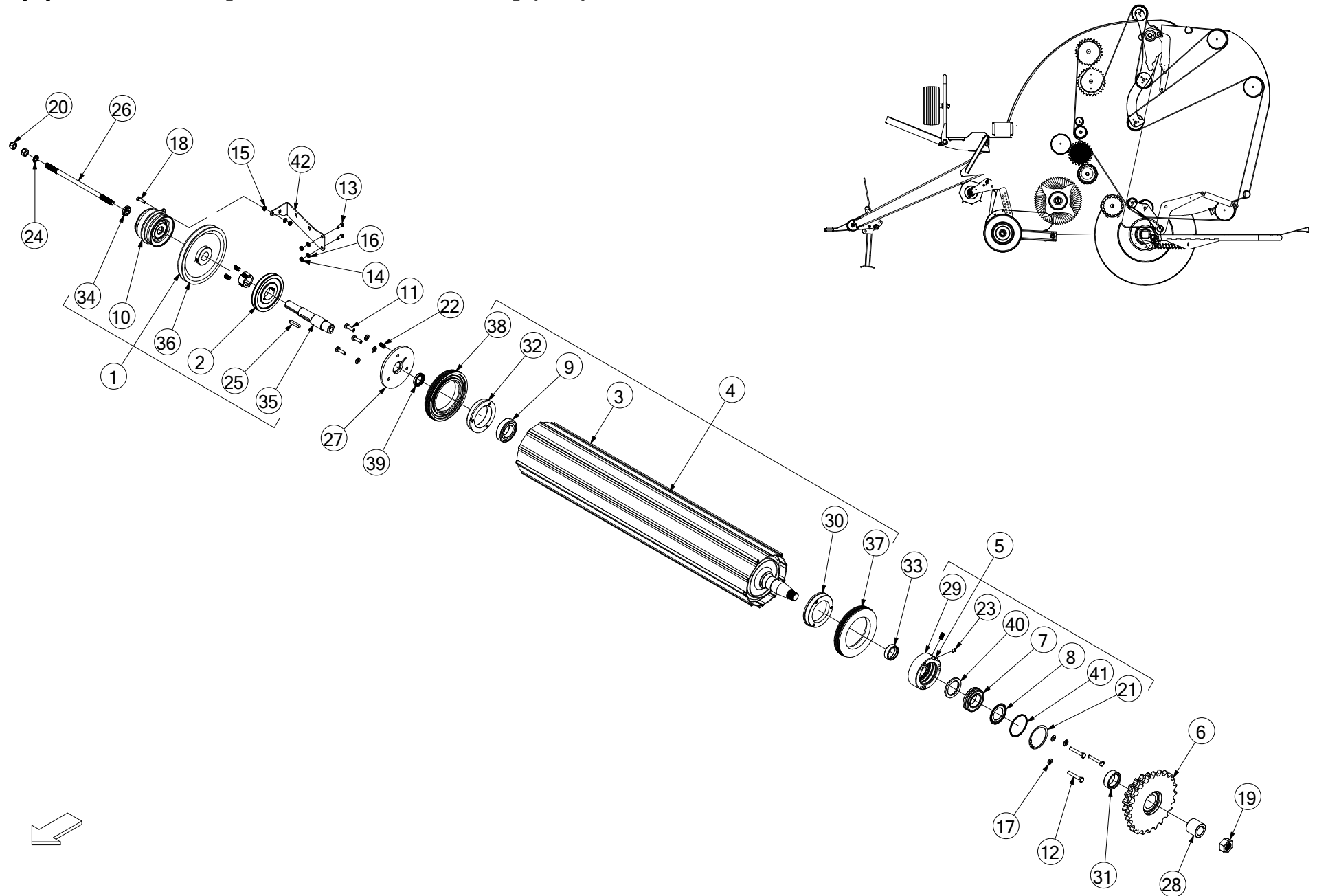
Small idle roller (645)



No.	Part No	Description	Qty
1	ARC00209	ROLLER Ø140X1155 COMP ASSY	1
<i>ALSO ORDER 2x CFA00590 (ITEM 6) FOR V6/VARIO MACHINES PRIOR TO SERIAL No 803401/900340</i>			
2	ARC00210	SHAFT ASSY IDLE ROLLER BELT BALER	1
3	CBR00285	NILOS-RING 6312AV	2
4	CBR00284	BEARING 6312 2RS	2
<i>USED UP TO SERIAL No 803400/900339 (V6/VARIO - NON GREASING)</i>			
4	CBR00334	BEARING 6312	2
<i>USED FROM SERIAL No 803401/900340 (V6/VARIO - GREASING)</i>			
5	CFA00520	SETSCREW M10X25 FLD ZP	12
6	CFA00590	GREASE NIPPLE 1/8 BSP ST	2
<i>ORDER WITH ARC00209 FOR NON GREASING V6/VARIO MACHINES PRIOR TO SERIAL No 803401/900340</i>			
6	CFA00549	GREASE FITTING 6MM X 1/8" M/M	2
<i>USED FROM SERIAL No 803401/900340 (V6/VARIO - GREASING)</i>			
7	CFA00783	WASHER NL16 NORD-LOCK	2
8	CMH01257	SEALING DISC LEFT VAR BALER	1
9	CMH01258	SEALING DISC RIGHT VAR BALER	1
10	CFA00229	SETSCREW M16X35 Z/P	2
<i>USED UP TO SERIAL No 803400/900339 (V6/VARIO - NON GREASING)</i>			
10	CMH02753	BOLT M16 X 55 GREASING BOLT	2
<i>USED FROM SERIAL No 803401/900340 (V6/VARIO - GREASING)</i>			
11	CSE00643	GREASE SEAL 60X110X12	2
<i>USED FROM SERIAL No 803401/900340 (V6/VARIO - GREASING)</i>			
12	ARC00467	VARIABLE CHAMBER FRONT DOOR IDLE ROLLER	1
<i>REPLACES CXT00543</i>			

No.	Part No	Description	Qty
-----	---------	-------------	-----

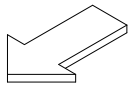
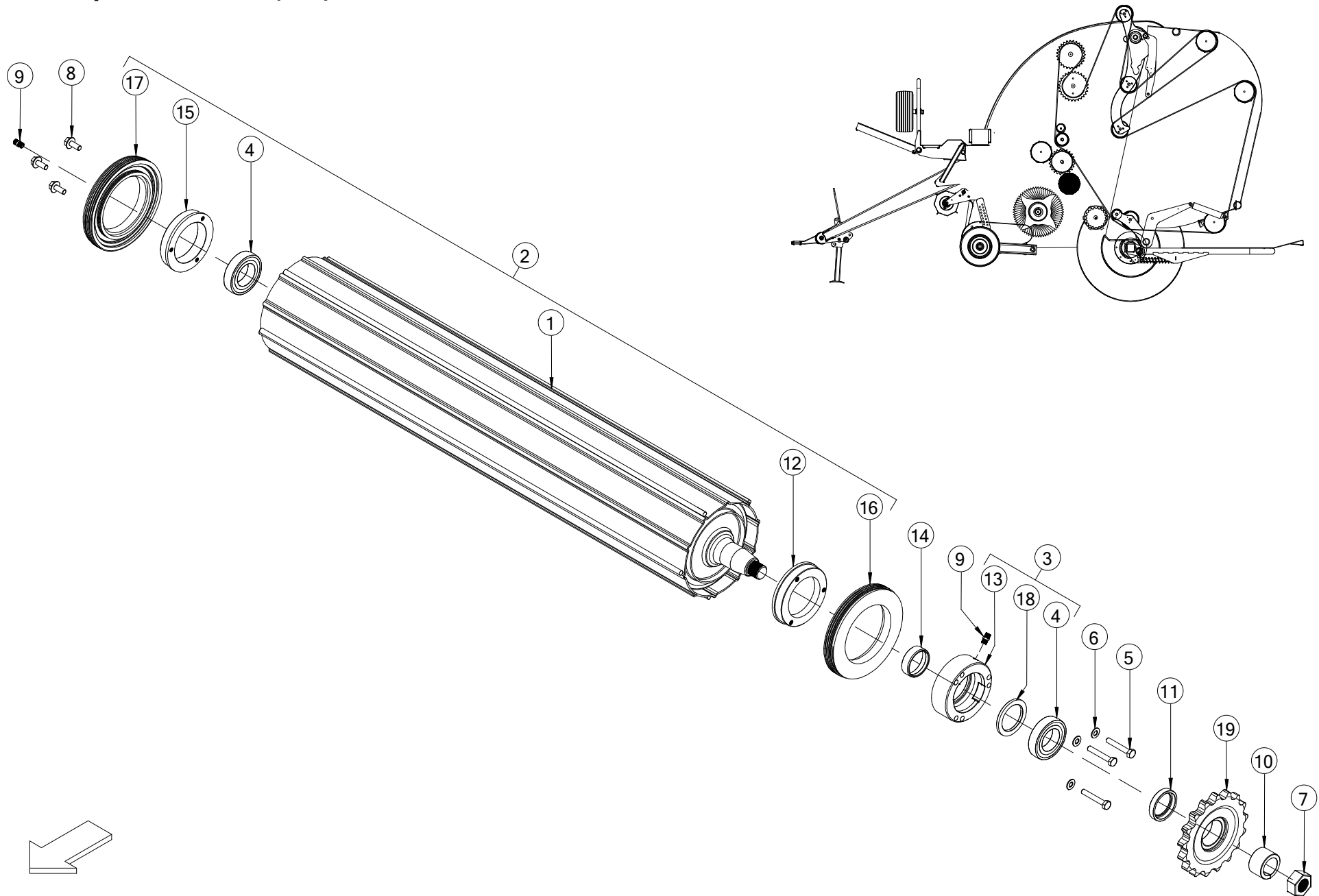
Top pressed roller [From Serial No 800350] (770)



No.	Part No	Description	Qty
1	ALA00479	NETTER CLUTCH SHAFT ASSY V660	1
<i>USED ON V6 SERIES UP TO SERIAL No 805000 & ON FUSION VARIO UP TO SERIAL No 900339</i>			
1	ALA00888	NETTER CLUTCH SHAFT ASSY VARIO	1
<i>USED ON FUSION VARIO ONLY FROM SERIAL No 900340</i>			
1	ALA01049	NETTER CLUTCH SHAFT ASSY V6 MKIV	1
<i>USED ON V6 SERIES ONLY FROM SERIAL No 805001</i>			
2	ARC00248	PULLEY 150 A SECTION TAPER LOCK	1
<i>USED ON FUSION VARIO UP TO SERIAL No 900339</i>			
3	ARC00256	ROLLER C/W FLAT IRON V660	1
4	ARC00333	TOP CHAMBER ROLLER COMP V6	1
5	ART00051	BEARING ROLLER COMP ASSY	1
6	ART00330	SPROCKET ASSY DOUBLE BELT BALER	1
7	CBR00060	BEARING SPHERICAL SKF 2210CC	1
8	CBR00061	NILOS-RING 6210AV	1
9	CBR00083	BEARING 1726210-2RS RADIAL	1
10	CEL00259	MAGNETIC CLUTCH UNIT 12V	1
11	CFA00016	BOLT M10X35	3
12	CFA00028	BOLT M10X65 Z/P	3
13	CFA00052	SETSCREW M8X20 Z/P	2
14	CFA00132	NUT M8 NYLOC Z/P	3
15	CFA00133	NUT M8 Z/P	1
16	CFA00147	WASHER FLAT 8MM Z/P	3
17	CFA00251	WASHER SKM10	6
18	CFA00316	BOLT M8X30 Z/P	1
19	CFA00401	NUT M30X2 FINE THREAD	1
20	CFA00386	NUT M16X1.5 NYLOC FINE THREAD	2
21	CFA00452	CIRCLIP 95MM INTERNAL	1
22	CFA00549	GREASE FITTING 6MM X 1/8" M/M	2
23	CFA00559	GRUBSCREW M10X12	1
24	CFA00783	WASHER NL16 NORD-LOCK	1
25	CFA00904	KEY 10X8X50	1
26	CFA00905	M16X350 BOLT SPECIAL NET CLUTCH	1
27	CMH00493	FLANGE 40 X 170 X 10	1
<i>UP TO SERIAL No 805026</i>			
27	ARC00150	SEAL PLATE ASSY NET CLUTCH	1
<i>FROM SERIAL No 805027 (INCLUDES GREASE FITTING ITEM 22 & SHAFT SEAL ITEM 39)</i>			
28	CMH00508	BUSH 36X58X47 TAPER	1
29	CMH00511	BUSH 90X135X46 BEARING HOUSING	1
30	CMH00696	FLANGE 90X140X25 MACHINED	1
31	CMH00736	BUSH 50X68X25 STEPPED 58	1
32	CMH01187	FLANGE 90X145X25 3 HOLE	1
33	CMH01363	BEARING ROLLER SLEEVE 50 IDX18	1
<i>REPLACES CMH00445 (50 ID X 14)</i>			
34	CMH02206	WASHER 16X38X10 STEPPED Z/P	1
35	CMH02451	CLUTCH SHAFT V660	1
36	CTP00487	PULLEY PRESSED STEEL 224MM SPB	1
<i>USED ON V6 SERIES UP TO SERIAL No 805000 & ON FUSION VARIO UP TO SERIAL No 900339 (REPLACES CMH02452)</i>			
37	CPL00052	NYLON SEAL ROLLER DRIVE SIDE	1
<i>CPL00052 & CPL00053 SHOULD BE REPLACED AS A PAIR</i>			
38	CPL00053	NYLON SEAL ROLLER NON DRIVE SIDE	1
<i>CPL00052 & CPL00053 SHOULD BE REPLACED AS A PAIR</i>			

No.	Part No	Description	Qty
39	CSE00098	SEAL RADIAL SHAFT SEAL 35 X 50 X 8	1
40	CSE00099	SEAL OIL 58X80X8	1
41	CZC02063	3MM L BEARING RETAINER RING	1
42	CZC03325	3MM L CLUTCH TORQUE ARM PART	1

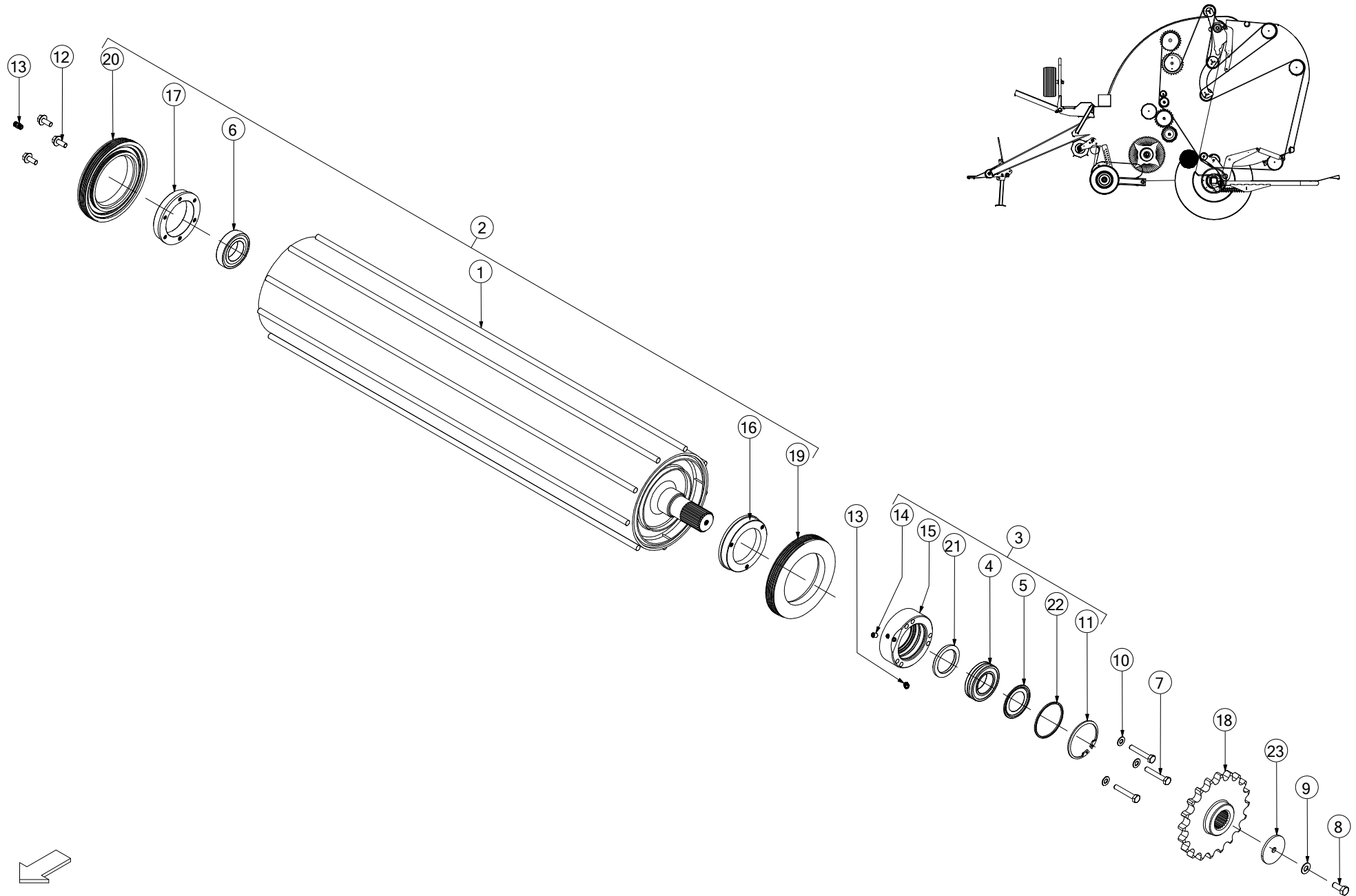
Bottom pressed roller (643)



No. Part No	Description	Qty
1 ARC00338	ROLLER STD SHAFT HD WITH CLEATS	1
<i>USED UP TO SERIAL No 801283 (REPLACES ARC00029)</i>		
1 ARC00433	HD CLEATED ROLLER STD SHAFT V6	1
<i>USED FROM SERIAL No 801284</i>		
2 ARC00344	HD ROLLER C/W ROD IRON V660	1
<i>USED UP TO SERIAL No 801283 (REPLACES ARC00030)</i>		
2 ARC00442	HD CLEATED ROLLER ASM STD SHAFT	1
<i>USED FROM SERIAL No 801284</i>		
3 ART00293	BEARING HOUSING 1726210 ASY	1
4 CBR00083	BEARING 1726210-2RS RADIAL	2
5 CFA00028	BOLT M10X65 Z/P	3
6 CFA00251	WASHER SKM10	3
7 CFA00401	NUT M30X2 FINE THREAD	1
8 CFA00520	SETSCREW M10X25 FLANGED ZP	3
9 CFA00549	GREASE FITTING 6MM X 1/8	2
10 CMH00507	BUSH 39X56X33 TAPERED COLLET	1
11 CMH00510	BUSH 50X68X12.5 STEP	1
12 CMH00696	FLANGE 90X140X25 MACHINED	1
13 CMH00905	BUSH 90X135X46 BEARING HOUSING	1
14 CMH00906	BEARING ROLLER SLEEVE 50 IDX21	1
<i>REPLACES CMH01363 (50 ID X 18)</i>		
15 CMH01187	FLANGE 90X145X25 3 HOLE	1
16 CPL00052	NYLON SEAL ROLLER DRIVE SIDE	1
<i>CPL00052 & CPL00053 SHOULD BE REPLACED AS A PAIR</i>		
17 CPL00053	NYLON SEAL ROLLER NON DRIVE SIDE	1
<i>CPL00052 & CPL00053 SHOULD BE REPLACED AS A PAIR</i>		
18 CSE00099	SEAL OIL 58X80X8	1
19 ART00081	1 1/4 PITCH 17 T SPROCKET	1

No. Part No	Description	Qty
-------------	-------------	-----

Slatted roller (641)



No. Part No	Description	Qty
1 ARC00334	KIT NO 1 ROLLER ROD V6 SPARE PARTS	1
<i>UP TO SERIAL NO 800199. THIS KIT INCLUDES ITEMS 18,19 & 20.</i>		
1 ARC00279	STARTER ROLLER ASM V6 FULL RND	1
<i>FROM SERIAL NO 800200</i>		
1 ARC00402	HALF ROUND ROD STARTER ROLLER ASSY V6	1
<i>ALTERNATIVE TO ARC00279 FOR STONEY CROPS</i>		
2 ARC00302	STARTER ROLLER COMP ASSY V6	1
<i>FROM SERIAL NO 800200</i>		
3 ART00051	BEARING ROLLER COMP ASSY	1
4 CBR00060	BEARING SPHERICAL SKF 2210CC	1
5 CBR00061	NILOS-RING 6210AV	1
6 CBR00083	BEARING 1726210-2RS RADIAL	1
7 CFA00028	BOLT M10X65 Z/P	3
8 CFA00032	SETSCREW M12X30 Z/P	1
9 CFA00250	WASHER SKM12	1
10 CFA00251	WASHER SKM10	3
11 CFA00452	CIRCLIP 95MM INTERNAL	1
12 CFA00520	SETSCREW M10X25 FLD ZP	3
13 CFA00549	GREASE FITTING 6MM X 1/8"	2
14 CFA00559	GRUBSCREW M10X12	1
15 CMH00511	BUSH 90X135X46 BEARING HOUSING	1
16 CMH00696	FLANGE 90X140X25 MACHINED	1
17 CMH00697	FLANGE 90X145X25 6 HOLE	1
18 CMH00708	SPROCKET 1 1/4" PITCH 20T	1
<i>UP TO SERIAL NO 800199</i>		
18 CMH01324	SPROCKET 1 1/4" PITCH 20T	1
<i>FROM SERIAL NO 800200</i>		
19 CPL00052	NYLON SEAL ROLLER DRIVE SIDE	1
<i>UP TO SERIAL NO 800199</i>		
19 CPL00108	NYLON SEAL ROLLER DRIVE SIDE LARGE	1
<i>FROM SERIAL NO 800200</i>		
20 CPL00053	NYLON SEAL ROLLER NON DRIVE SIDE	1
<i>UP TO SERIAL NO 800199</i>		
20 CPL00107	NYLON SEAL ROLLER NON DRIVE SIDE LARGE	1
<i>FROM SERIAL NO 800200</i>		
21 CSE00099	SEAL OIL 58X80X8	1
22 CZC02063	3MM L BEARING RETAINER RING	1
23 CZE00115	BALE SPLITTER WASHER	1

No. Part No	Description	Qty
-------------	-------------	-----

Lower rear door rollers (867)

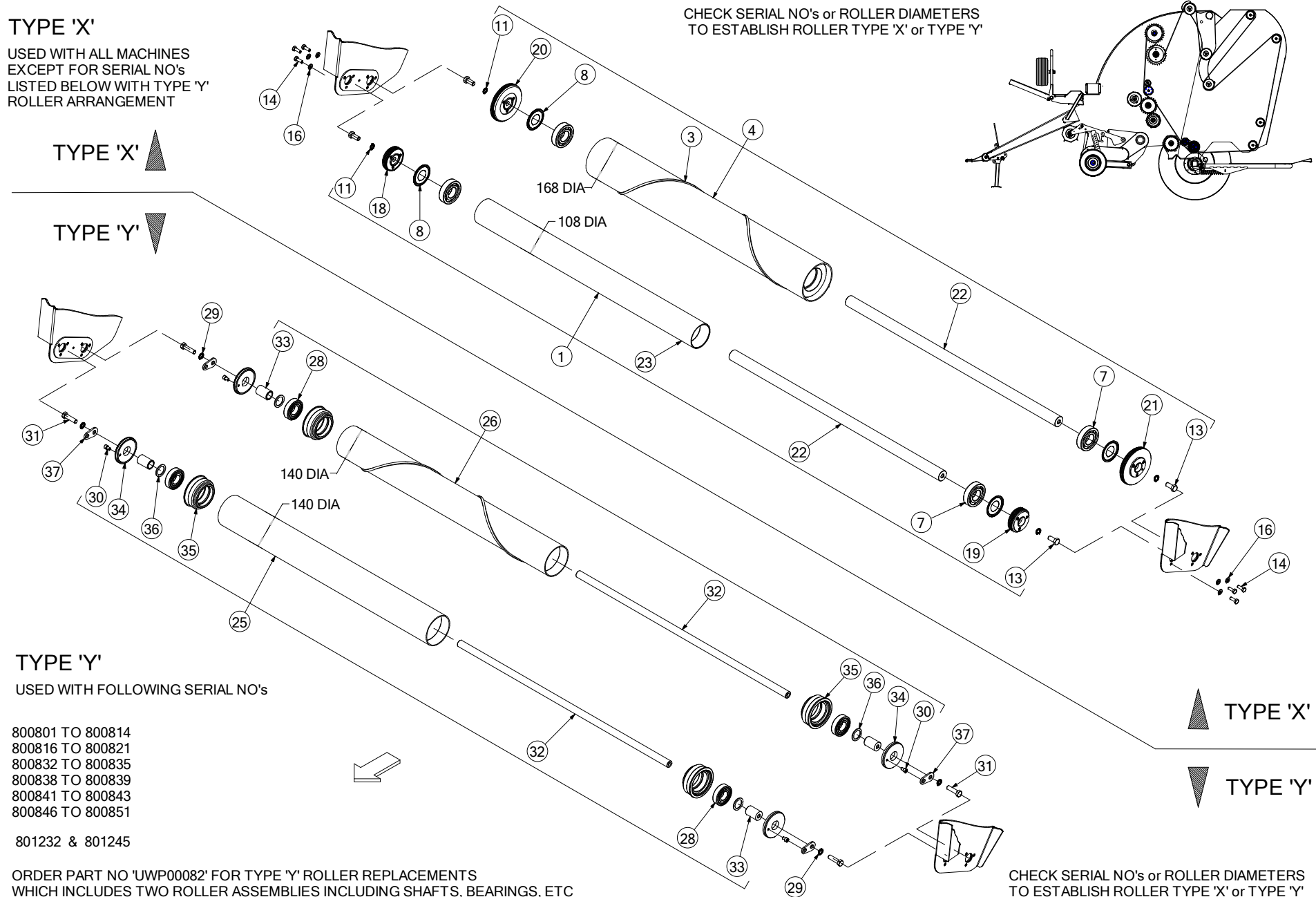
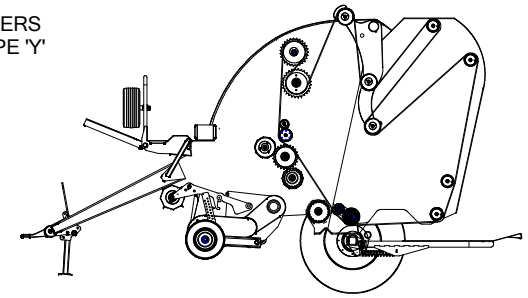
TYPE 'X'

USED WITH ALL MACHINES EXCEPT FOR SERIAL NO's LISTED BELOW WITH TYPE 'Y' ROLLER ARRANGEMENT

TYPE 'X' ▲

TYPE 'Y' ▼

CHECK SERIAL NO's or ROLLER DIAMETERS TO ESTABLISH ROLLER TYPE 'X' or TYPE 'Y'



TYPE 'Y'

USED WITH FOLLOWING SERIAL NO's

- 800801 TO 800814
- 800816 TO 800821
- 800832 TO 800835
- 800838 TO 800839
- 800841 TO 800843
- 800846 TO 800851

801232 & 801245

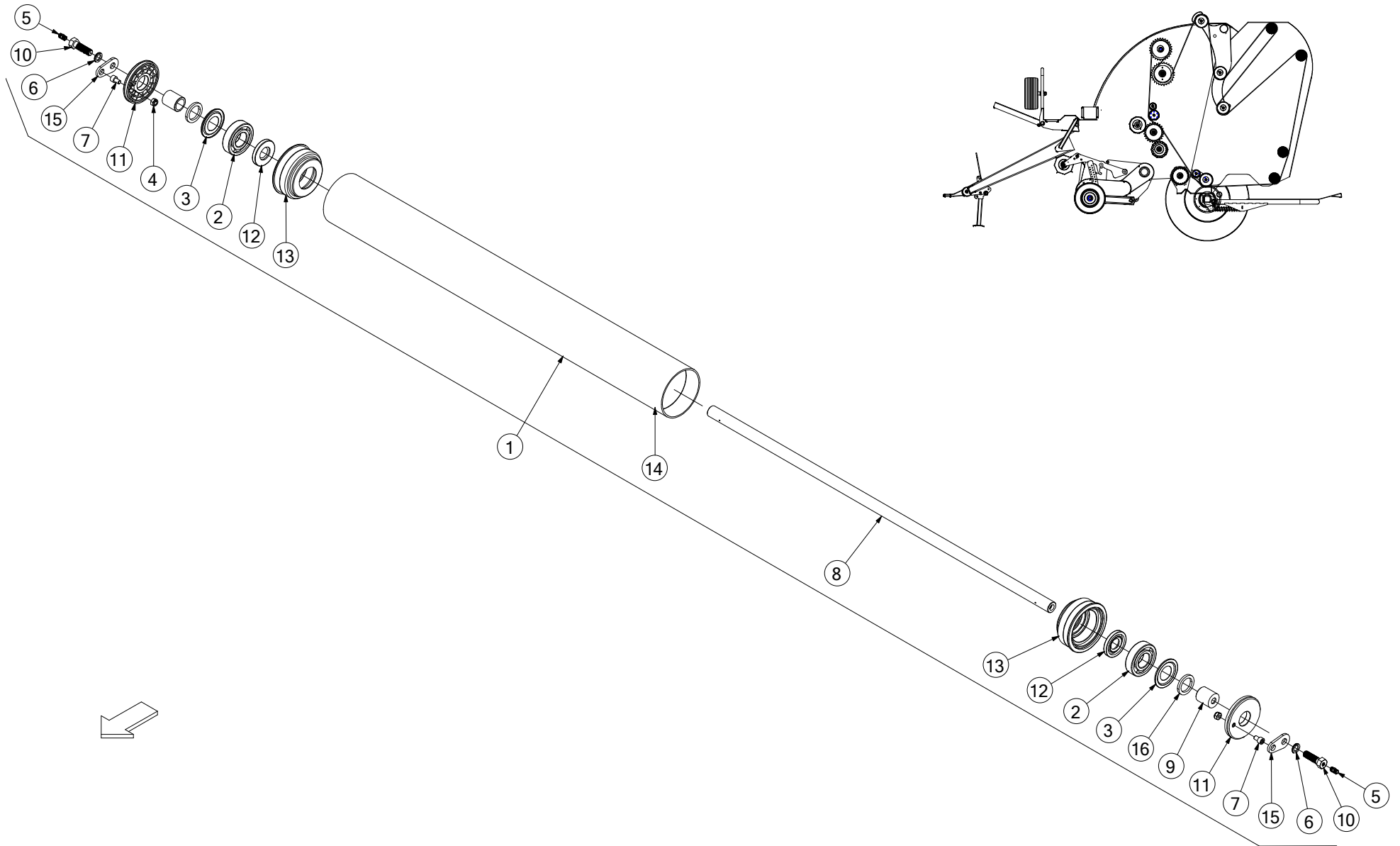
ORDER PART NO 'UWP00082' FOR TYPE 'Y' ROLLER REPLACEMENTS WHICH INCLUDES TWO ROLLER ASSEMBLIES INCLUDING SHAFTS, BEARINGS, ETC

CHECK SERIAL NO's or ROLLER DIAMETERS TO ESTABLISH ROLLER TYPE 'X' or TYPE 'Y'

No.	Part No	Description	Qty
1	ACH02032	ROLLER ASSY V BALER	1
<i>INCLUDES ITEMS 7, 8, 11, 13, 18, 19, 22 & 23</i>			
3	ARC00199	ROLLER WELD ASSY BELT BALER	1
4	ARC00200	ROLLER COMP ASSY BELT BALER	1
<i>INCLUDES ITEMS 3, 7, 8, 11, 13, 20, 21 & 22</i>			
7	CBR00253	BEARING 6309 2RS	4
8	CBR00281	NILOS RING 6309 AV	4
11	CFA00142	WASHER SPRING 16MM Z/P	4
13	CFA00229	SETSCREW M16X35 Z/P	4
14	CFA00818	BOLT M10X35 12.9 DIN933	12
16	CFA00798	WASHER NORDLOCK M10	12
18	CMH02008	SEALING DISC V BALER	1
19	CMH02009	SEALING DISC V BALER	1
20	CMH02014	SEALING DISC V BALER	1
<i>SEALING DISC WITH IDENTIFICATION GROOVE</i>			
21	CMH02015	SEALING DISC V BALER	1
22	CMH02029	SHAFT VAR BALER	2
23	ARC00447	VAR LOWER REAR DOOR SMALL ROLLER	1
<i>REPLACES CXT04006</i>			
25	UWP00082	IDLE ROLLER UPGRADE KIT V6/VARIO	1
<i>INCLUDES TWO ROLLER ASSEMBLIES WITH SHAFTS, BEARINGS ETC</i>			
26	UWP00082	IDLE ROLLER UPGRADE KIT V6/VARIO	1
<i>INCLUDES TWO ROLLER ASSEMBLIES WITH SHAFTS, BEARINGS ETC</i>			
28	CBR00286	6308 2RS BEARING	4
<i>USED ONLY ON TYPE Y ROLLERS (CHECK SERIAL NO)</i>			
29	CFA00783	WASHER NL16 NORD-LOCK	4
<i>USED ONLY ON TYPE Y ROLLERS (CHECK SERIAL NO)</i>			
30	CFA00951	SETSCREW M10X16 SOC CAP Z/P	4
<i>USED ONLY ON TYPE Y ROLLERS (CHECK SERIAL NO)</i>			
31	CFA02290	BOLT M16 X 60 Z/P DIN 931 GRADE 12.9	4
<i>USED ONLY ON TYPE Y ROLLERS (CHECK SERIAL NO)</i>			
32	UWP00082	IDLE ROLLER UPGRADE KIT V6/VARIO	1
<i>INCLUDES TWO ROLLER ASSEMBLIES WITH SHAFTS, BEARINGS ETC</i>			
33	CMH02519	IDLE ROLLER INSERT 40X45	4
<i>USED ONLY ON TYPE Y ROLLERS (CHECK SERIAL NO)</i>			
34	CPL00120	ROLLER END CAP PLASTIC	4
<i>USED ONLY ON TYPE Y ROLLERS (CHECK SERIAL NO)</i>			
35	CTP00115	BEARING HOUSING ROLLER END	4
<i>USED ONLY ON TYPE Y ROLLERS (CHECK SERIAL NO)</i>			
36	CZC04620	WASHER 40X55X3 V6 IDLE ROLLER	4
<i>USED ONLY ON TYPE Y ROLLERS (CHECK SERIAL NO)</i>			
37	CZF06296	6MM L WASHER 17X40 V6	4
<i>USED ONLY ON TYPE Y ROLLERS (CHECK SERIAL NO)</i>			

No.	Part No	Description	Qty
-----	---------	-------------	-----

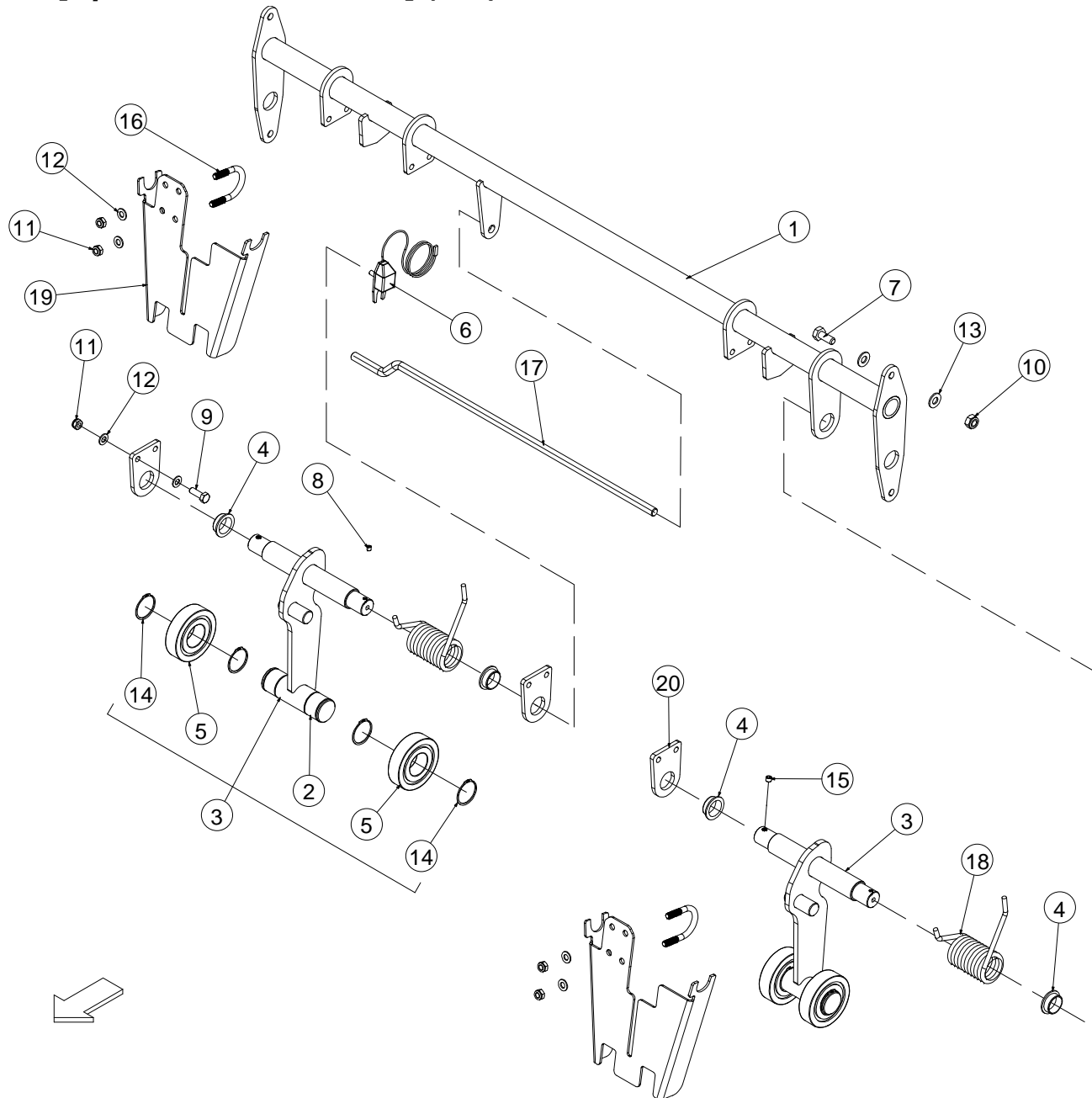
Rear door rollers (859)



No. Part No	Description	Qty
1 ART00339	ROLLER BELT BALER	1
<i>EXCLUDES ITEMS 6 & 15 (ALSO ORDER 2x CFA00590 FOR V6/VARIO MACHINES PRIOR TO SERIAL No 803401/900340)</i>		
2 CBR00286	6308 2RS BEARING	2
<i>USED UP TO SERIAL No 803400/900339 (V6/VARIO - NON GREASING)</i>		
2 CBR00331	6308 BEARING	2
<i>USED FROM SERIAL No 803401/900340 (V6/VARIO - GREASING)</i>		
3 CBR00332	NILOS RING 6308 AV	2
<i>USED FROM SERIAL No 803401/900340 (V6/VARIO - GREASING)</i>		
4 CFA00123	NUT M10 NYLOC	2
5 CFA00590	GREASE NIPPLE 1/8 BSP ST	2
<i>ORDER WITH ART00339 FOR NON GREASING V6/VARIO MACHINES PRIOR TO SERIAL No 803401/900340</i>		
5 CFA00549	GREASE FITTING 6MM X 1/8" M/M	2
<i>USED FROM SERIAL No 803401/900340 (V6/VARIO - GREASING)</i>		
6 CFA00783	WASHER NL16 NORD-LOCK	2
7 CFA00951	SETSCREW M10X16 SOC CAP Z/P	2
8 CMH01264	SHAFT 30X1234	1
9 CMH02519	IDLE ROLLER INSERT 40X45	2
10 CFA02290	BOLT M16 X 60 Z/P DIN 931 GRADE 12.9	2
<i>USED UP TO SERIAL No 803400/900339 (V6/VARIO - NON GREASING)</i>		
10 CMH02753	BOLT M16 X 55 GREASING BOLT	2
<i>USED FROM SERIAL No 803401/900340 (V6/VARIO - GREASING)</i>		
11 CPL00120	V6 ROLLER END CAP	2
12 CSE00644	GREASE SEAL 30X72X10	2
<i>USED FROM SERIAL No 803401/900340 (V6/VARIO - GREASING)</i>		
13 CTP00115	BEARING HOUSING ROLLER END	2
14 CXT00550	TUBE 139.7X5.0X1224 S355J2H	1
15 CZF06296	6MM L WASHER 17X40 V6	2
16 CZC04620	WASHER 40X55X3 V6 IDLE ROLLER	2
<i>USED UP TO SERIAL No 803400/900339 (V6/VARIO - NON GREASING)</i>		
16 CZF07718	6MM L WASHER V6 IDLE ROLLER	2
<i>USED FROM SERIAL No 803401/900340 (V6/VARIO - GREASING)</i>		

No. Part No	Description	Qty
-------------	-------------	-----

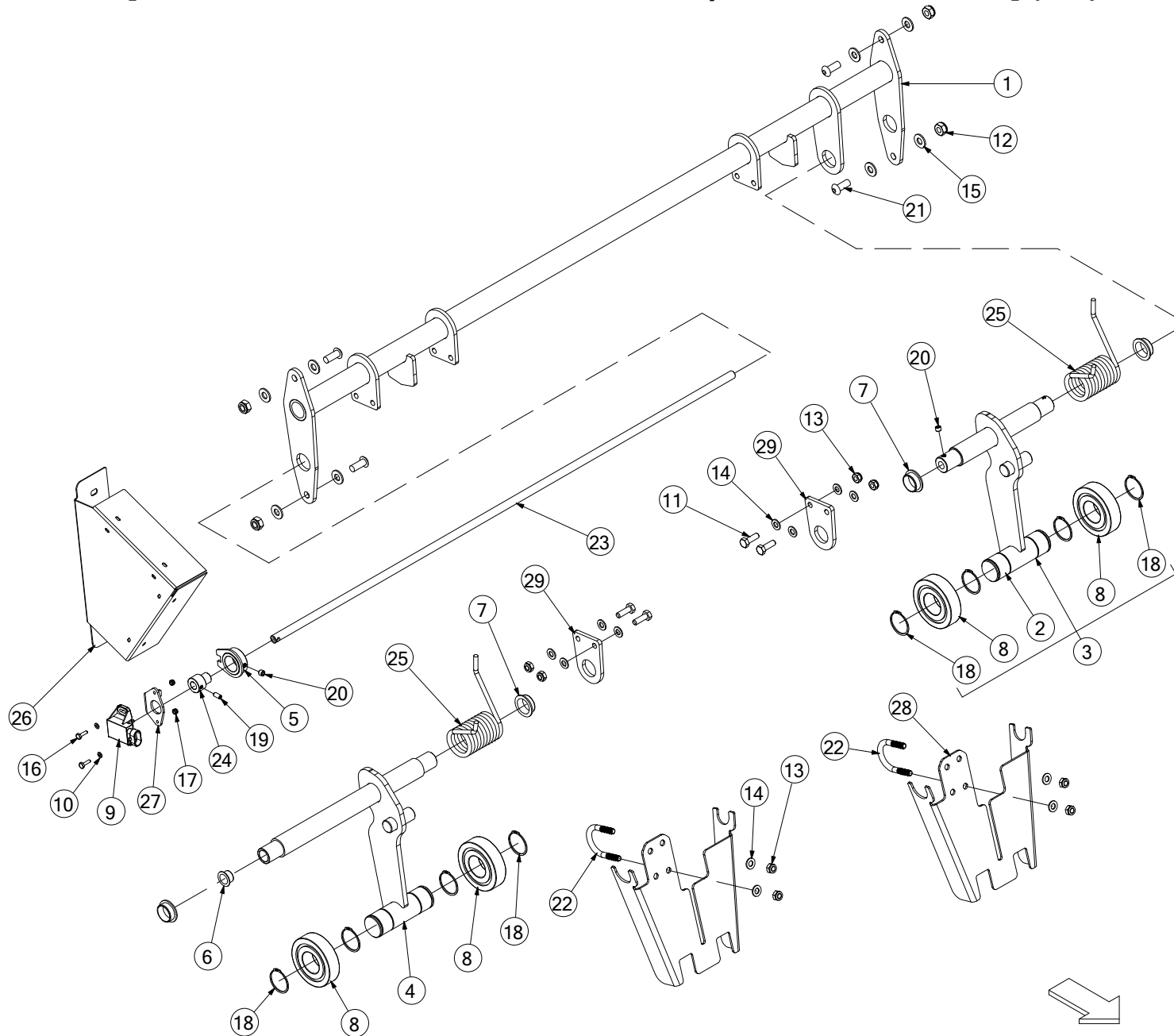
Bale shape indicator [Up to serial no 801349] (657)



No.	Part No	Description	Qty
1	ACH01061	BALE INDICATOR CROSS BEAM ASSY	1
2	ACH02545	BFI ARM WELD ASSY V6	2
3	ACH02546	BFI AXLE V6	2
<i>INCLUDES ITEMS 2, 5 & 14 (REPLACES ACH01063)</i>			
4	CBR00269	BEARING 25X28X11 STEPPED PLAS	4
5	CBR00294	BEARING 6307 2RS	4
6	CEL00694	POT ASSY BALE SHAPE INDICATORS	1
7	CFA00024	SETSCREW M10X25 Z/P	4
8	CFA00050	GRUBSCREW M6X6	1
9	CFA00102	SETSCREW M8X25 Z/P	6
10	CFA00123	NUT M10 NYLOC	4
11	CFA00132	NUT M8 NYLOC Z/P	10
12	CFA00147	WASHER FLAT 8MM Z/P	16
13	CFA00201	WASHER FLAT 10 MM Z/P	8
14	CFA00514	CIRCLIP 35MM EXTERNAL	8
15	CFA00613	GRUBSCREW M8X6	1
16	CFA00943	U-BOLT 33.7 TUBE	2
17	CMH01303	12MM POTENTIOMETER ARM V660	1
18	CSG00227	SPRING TOR 6.35 WDX43 O.D X 10.8	2
19	CZC04705	3MM L BELT DEFLECTOR V6	2
20	CZF05339	6MM L BALE SHAPE INDICATOR PART	3

No.	Part No	Description	Qty
-----	---------	-------------	-----

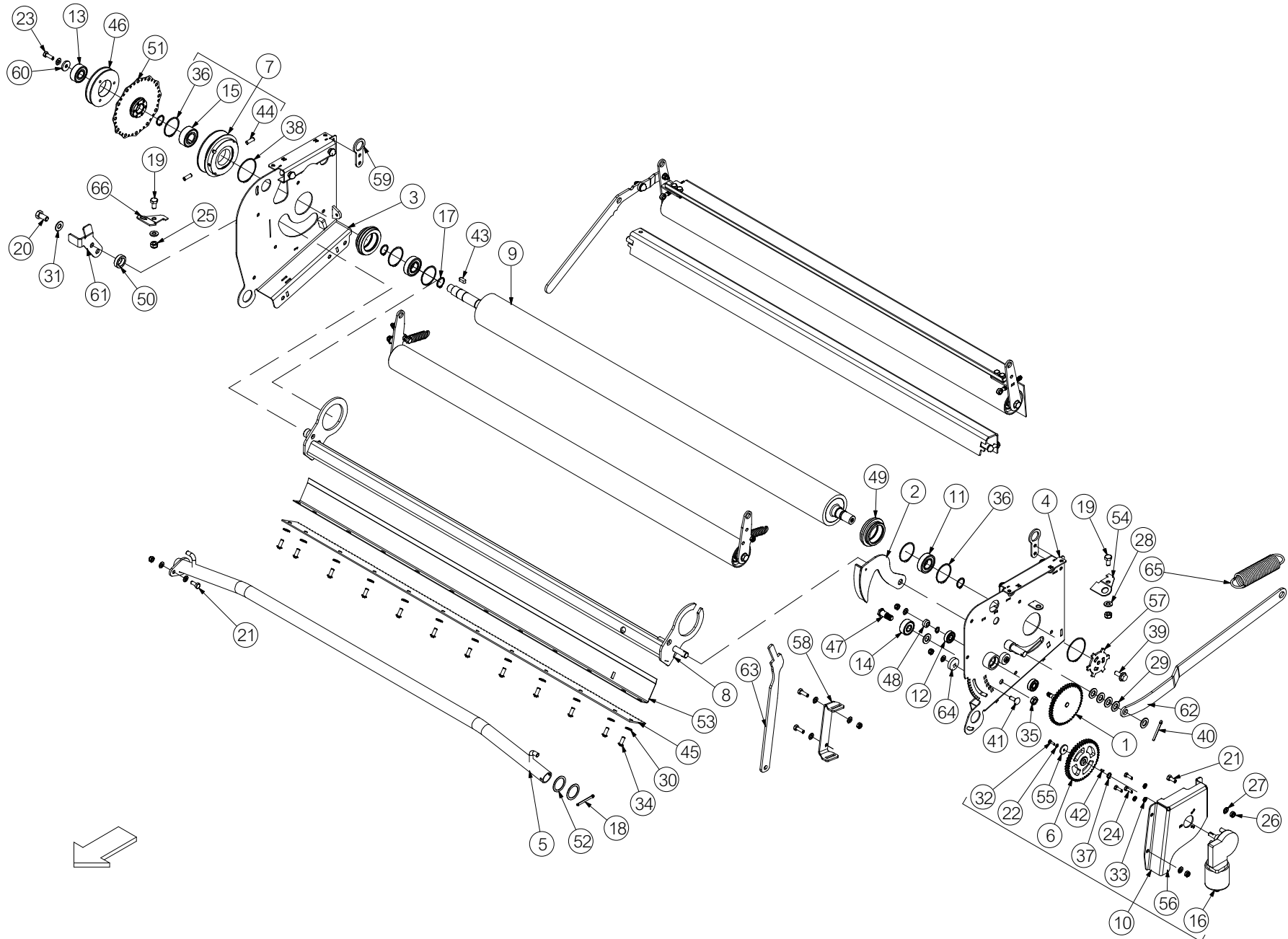
Bale shape indicator [V6 Serial No 801350 to 805000 & Vario up to Serial No 900339] (865)



No.	Part No	Description	Qty
1	ACH01061	BALE INDICATOR CROSS BEAM ASSY	1
2	ACH02545	BFI ARM WELD ASSY V6	1
3	ACH02546	BFI AXLE V6	1
4	ACH02626	BFI ARM WELD ASSY V6	1
5	ACH02628	POT REFERENCE BRACKET BFI	1
6	CBR00118	BEARING STEPPED PLAS 16X18X12	1
7	CBR00269	BEARING 25X28X11 STEPPED PLAS	4
8	CBR00294	BEARING 6307 2RS	4
9	CEL00785	ANGLE SENSOR, 120 DEGREE, 0.5-4.5VOLT	1
10	CFA00083	WASHER FLAT 4MM Z/P	2
11	CFA00102	SETSCREW M8X25 Z/P	4
12	CFA00123	NUT M10 NYLOC	4
13	CFA00132	NUT M8 NYLOC Z/P	8
14	CFA00147	WASHER FLAT 8MM Z/P	12
15	CFA00201	WASHER FLAT 10 MM Z/P	8
16	CFA00391	SETSCREW M4X16 Z/P	2
17	CFA00392	NUT M4 NYLOC	2
18	CFA00514	CIRCLIP 35MM EXTERNAL	8
19	CFA00563	GRUBSCREW M6X12 DIN916 Z/P	1
20	CFA00613	GRUBSCREW M8X6	2
21	CFA00745	SETSCREW M10X25 BUTTON HEAD ZP	4
22	CFA00943	U-BOLT 33.7 TUBE	2
23	CMH01525	PIN 12X965	1
24	CMH01526	BUSH 12X24X30	1
25	CSG00227	SPRING TOR 6.35 WDX43 O.D X 10.8	2
26	CZB02494	1.5MM L BALE SHAPE SENSOR COVER	1
27	CZC02547	3MM ANGLE SENSOR PRT BALE SHAPE	1
28	CZC02552	3MM L BELT DEFLECTOR V6	2
29	CZF05339	6MM L BALE SHAPE INDICATOR PART	2

No.	Part No	Description	Qty
-----	---------	-------------	-----

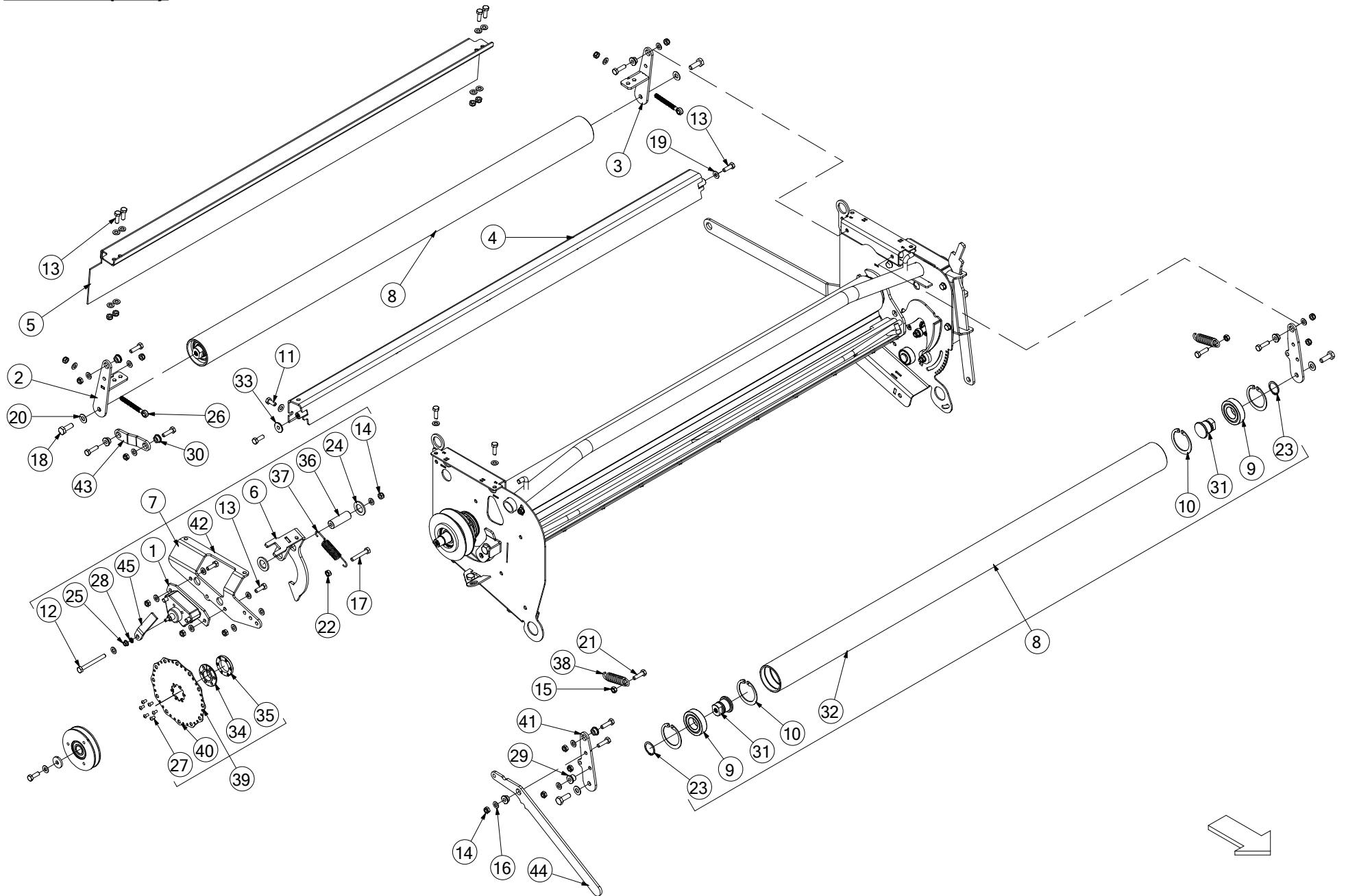
Netter 1 (855)



No.	Part No	Description	Qty
1	ACH00279	PLATEWHEEL ASSY. NET UNIT	1
2	ACH00369	NET RELEASE UNIT ASSY.	1
3	ADP00259	NET STRETCH UNIT WELD RIGHT	1
4	ADP00260	NET STRETCH UNIT WELD LEFT	1
5	ADP00261	SPREADER BAR ASSY NET UNIT	1
6	ALA00290	SPROCKET ASSY F560 NET MOTOR	1
7	ANT00002	PULLEY VARIABLE ASSEMBLY	1
<i>INCLUDES ITEMS 15, 36 & 44</i>			
8	ANT00070	NET KNIFE WELD ASSEM V6 / VARIO	1
9	ARC00267	1300MM DRIVE ROLLER NET UNIT	1
10	ARC00273	NET KNIFE TRIP MOTOR ASSY	1
<i>INCLUDES ITEMS 6, 16, 22, 24, 32, 33, 37, 42, 55 & 56</i>			
11	CBR00009	BEARING 6205 2RS	2
12	CBR00067	BEARING 6201	2
13	CBR00084	BEARING SEALED SPRAG CLUTCH	1
14	CBR00081	BEARING CAM INA LR 5202 NPPU	1
<i>REPLACES CBR00273</i>			
15	CBR00297	25MM SPRAG TYPE OVERRUNNING CLUTCH	1
16	CEL00648	MOTOR NET UNIT F560	1
17	CFA00001	CIRCLIP 25MM EXTERNAL Z/P	4
18	CFA00013	SPLIT PIN 5X50 Z/P	1
19	CFA00018	SETSCREW M10X20	2
20	CFA00031	SETSCREW M12X25 Z/P	1
21	CFA00052	SETSCREW M8X20 Z/P	4
22	CFA00083	WASHER FLAT 4MM Z/P	1
23	CFA00102	SETSCREW M8X25 Z/P	9
24	CFA00115	SETSCREW M6X20 Z/P	3
25	CFA00123	NUT M10 NYLOC	2
26	CFA00132	NUT M8 NYLOC Z/P	20
27	CFA00147	WASHER FLAT 8MM Z/P	30
28	CFA00201	WASHER FLAT 10 MM Z/P	2
29	CFA00222	WASHER FLAT 14MM Z/P	6
30	CFA00249	WASHER SKM8	17
31	CFA00250	WASHER SKM12	1
32	CFA00391	SETSCREW M4X16 Z/P	1
33	CFA00396	WASHER SPRING M6 Z/P	3
34	CFA00429	SETSCREW M8X20 BUTTON HEAD Z/P	12
35	CFA00446	NUT M12 HEXAGON LOCK/HALF NUT	1
36	CFA00461	CIRCLIP 52MM INTERNAL	5
37	CFA00499	CIRCLIP 10MM EXTERNAL	2
38	CFA00501	CIRCLIP 65MM EXTERNAL	2
39	CFA00520	SETSCREW M10X25 FLD ZP	1
40	CFA00556	SPLIT PIN 6X50 Z/P	1
41	CFA00591	BOLT M8X25 CUP SQ Z/P	1
42	CFA00789	KEY WOODRUFF 3 X 3.7	1
43	CFA00157	KEY 8 X 7 X 35	1
<i>USE KEY 8X7X20 (CFA00883) PRIOR TO SERIAL No 801989 WITH CTP00390</i>			
44	CFA01031	GRUBSCREW M10X25 Z/P	1
<i>USE 2x M8X25 GRUBSCREWS (CFA00918) PRIOR TO SERIAL No 801989</i>			
45	CKN00024	NET KNIFE 1300mm (NEW TYPE)	1

No.	Part No	Description	Qty
46	ANT00145	NET PULLEY WHEEL PITCH DIA 100 ASSEM	1
<i>USED ON V6 SERIES MACHINES ONLY (COMPLETE WITH SPRAG BEARING ITEM 13)</i>			
46	ANT00092	VARIO NET PULLEY WHEEL ASSEM 160 DIA	1
<i>USED ON FUSION VARIO MACHINES ONLY (COMPLETE WITH SPRAG BEARING ITEM 13)</i>			
47	CMH00672	BOLT SHOULDER 3/4" H	1
48	CMH00705	BUSH 10X25X10 NYLON	1
49	CMH00786	BUSH 52X80X25 STEPPED&CIRCLIP	2
<i>REPLACED BY ANT00079 (BEARING ITEM 11 INCLUDED IN MOULDED ASSEMBLY)</i>			
50	CMH01555	BUSH 23X35X10 Z/P NET KNIFE V6	1
51	CTP00390	25MM TAPER LOCK BRAKE DISC	1
<i>UP TO SERIAL No 801988 (USE KEY 8X7X20 - CFA00883)</i>			
51	ANT00091	DISK BRAKE NETTER UNIT C/W KEYWAY	1
<i>FROM SERIAL No 801989 (USE KEY 8X7X35 - CFA00157)</i>			
52	CZB01001	1.5MM L SHIM 35X45X1.5	2
53	CZB02403	1.5MM L KNIFE GUARD NET UNIT	1
54	CZC02557	3MM SENSOR BRACKET VARIO	1
55	CZC03292	3MM L SPROCKET RETAINER WASHER Z/P	1
56	CZC03455	3MM L MOTOR BRACKET PART	1
57	CZD02669	4MM L SENSOR WHEEL NET UNIT	1
58	CZD02676	4MM L RESET LEVER BRACKET	1
59	CZD02677	4MM L NET COVER HINGE PART	2
60	CZD02678	4MM L WASHER PART NET UNIT	1
61	CZD04796	4MM L SENSOR BRACKET KNIFE	1
62	ANT00135	NET KNIFE PULL LINK ASSY V6 VARIO	1
<i>REPLACES CZF05718</i>			
63	CZF05721	6MM L KNIFE RESET HANDLE PART	1
64	CZG02073	8MM L NET UNIT PART	1
65	CSG00226	SPRING EXT 4.47X37.5X176X26	1
66	CZC04871	3MM L NET CUT SENSOR BRACKET V6/VARIO	1

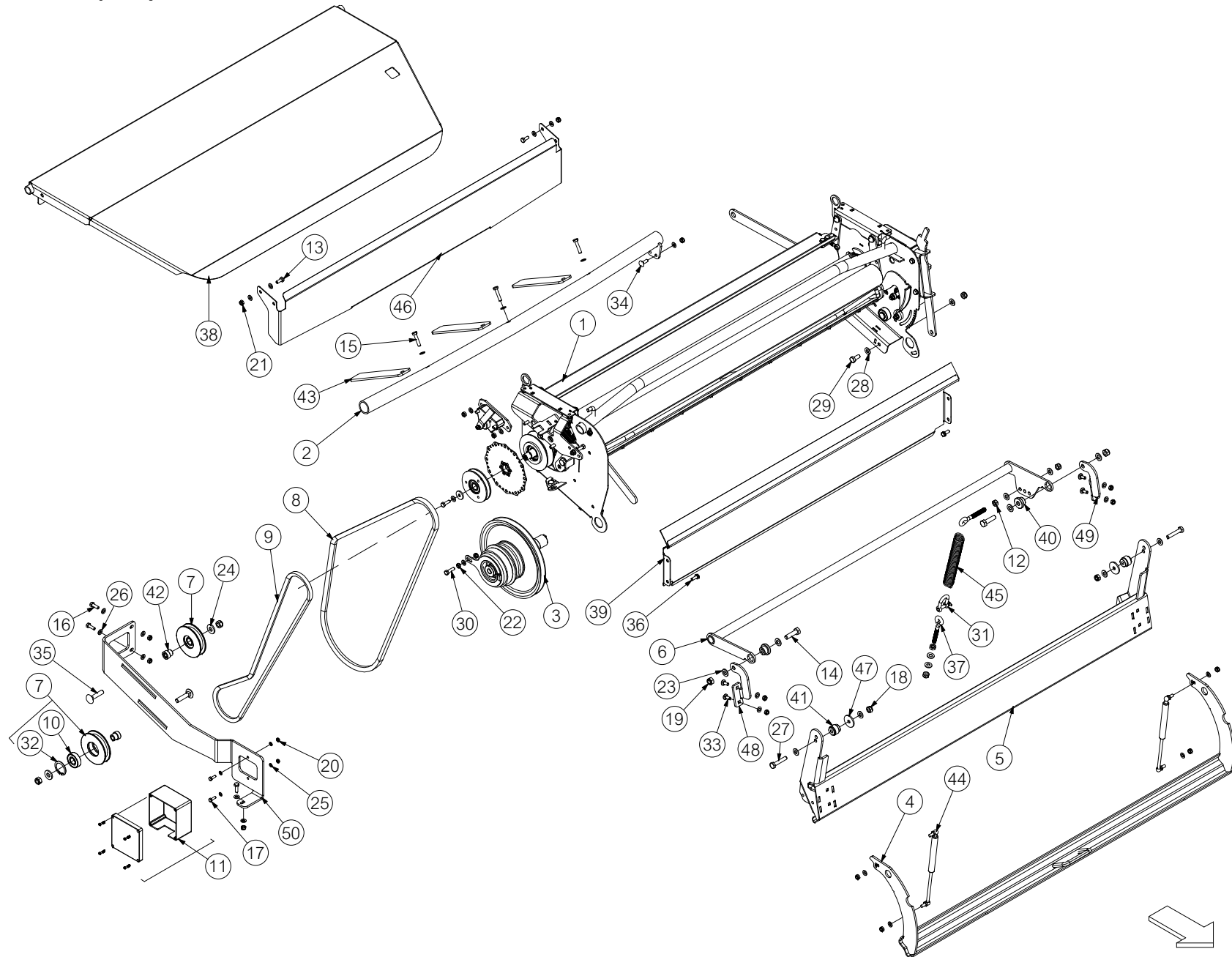
Netter 2 (856)



No.	Part No	Description	Qty
1	ABS00158	BRAKE CALIPER COMPLETE	1
2	ACH01132	ROLLER HINGE ASSY RIGHT	1
3	ACH01133	ROLLER HINGE ASSY LEFT	1
4	ACH01157	KNIFE GUARD STRETCH NETTER	1
5	ACH01163	NETTER ROLLER COVER ASSY	1
6	ALA00619	BRAKE ARM WELD ASSY V6	1
<i>ALSO ORDER ITEM 45 (CZD04937) AS LENGTH HAS CHANGED</i>			
7	ANT00046	NET BRAKE/CONTROL F5	1
<i>INCLUDES ITEMS 1, 6, 12, 13, 14, 17, 22, 24, 25, 28, 36, 37, 42 & 45 (ALSO ORDER ITEM 39 TO SUIT MACHINE SERIAL No)</i>			
8	ARC00270	ROLLER NET UNIT BACK	2
<i>INCLUDES ITEMS 9, 10, 23, 31 & 32</i>			
9	CBR00024	BEARING 62062RS	4
10	CFA00002	CIRCLIP 62MM INTERNAL	8
11	CFA00052	SETSCREW M8X20 Z/P	4
12	CFA00057	SETSCREW M8X80 Z/P	1
13	CFA00102	SETSCREW M8X25 Z/P	13
14	CFA00132	NUT M8 NYLOC Z/P	28
15	CFA00133	NUT M8 Z/P	2
16	CFA00147	WASHER FLAT 8MM Z/P	40
17	CFA00210	SETSCREW M8X50 Z/P	1
18	CFA00230	SETSCREW M10X30 Z/P	4
19	CFA00249	WASHER SKM8	5
20	CFA00251	WASHER SKM10	4
21	CFA00316	BOLT M8X30 Z/P	10
22	CFA00338	NUT M8	1
23	CFA00402	CIRCLIP 30MM EXTERNAL	4
24	CFA00413	WASHER FLAT 20MM Z/P	2
25	CFA00131	NUT M6 NYLOC	1
26	CFA00887	EYE BOLT M8X80	2
27	CFA00983	SETSCREW M5X10 BUTTON HEAD Z/P	6
28	CFA00144	WASHER FLAT 6MM Z/P	1
<i>REPLACES CFA02231 (SERRATED WASHER)</i>			
29	CMH00742	BUSH 8X20X13 ZINC PLATED	1
30	CMH00871	BUSH 8X20X7 Z/P	7
31	CMH01253	SHAFT STUB FOR ARC00205	4
32	CMH01409	ROLLER NET UNIT 70X61X1285	2
33	CMH01461	BUSH 8X25X5 Z/P	1
34	CMH01512	25MM TAPER LOCK BRAKE DISC	1
<i>ON F5 UP TO SERIAL No 709205 & ON V6 UP TO SERIAL No 801988</i>			
34	CMH01604	BUSH FOR DISK BRAKE NETTER UNIT	1
<i>ON F5 FROM SERIAL No 709206 & ON V6 FROM SERIAL No 801989</i>			
35	CMH01513	25MM TAPER LOCK BRAKE DISC	1
<i>ON F5 UP TO SERIAL No 709205 & ON V6 UP TO SERIAL No 801988</i>			
36	CMH02568	57X20MM SPACER BUSH	1
37	CSG00267	SPRING EXT 2X18.5X85X25	1
<i>REPLACES CSG00034</i>			
38	CSG00231	SPRING EXT 3.66X20X80X15 B/C	2
39	CTP00390	25MM TAPER LOCK BRAKE DISC	1
<i>ON F5 UP TO SERIAL No 709205 & ON V6 UP TO SERIAL No 801988 (INCLUDES ITEMS 27, 34, 35 & 40)</i>			
39	ANT00091	DISK BRAKE NETTER UNIT C/W KEYWAY	1
<i>ON F5 FROM SERIAL No 709206 & ON V6 FROM SERIAL No 801989 (INCLUDES ITEMS 27, 34 & 40)</i>			

No.	Part No	Description	Qty
40	CZC04724	1.8MM NETTER BRAKE DISC	1
41	CZE00222	ROLLER ASSY NET STRETCH	2
42	CZE04323	5MM L BRAKE CALIPER BRKT	1
43	CZF05719	6MM L LINK ARM NET STRETCH	1
44	CZF05720	6MM L LEVER ARM NET UNIT	1
45	CZD04937	4MM L BRAKE LEVER ARM	1
<i>REPLACES CZF06522</i>			

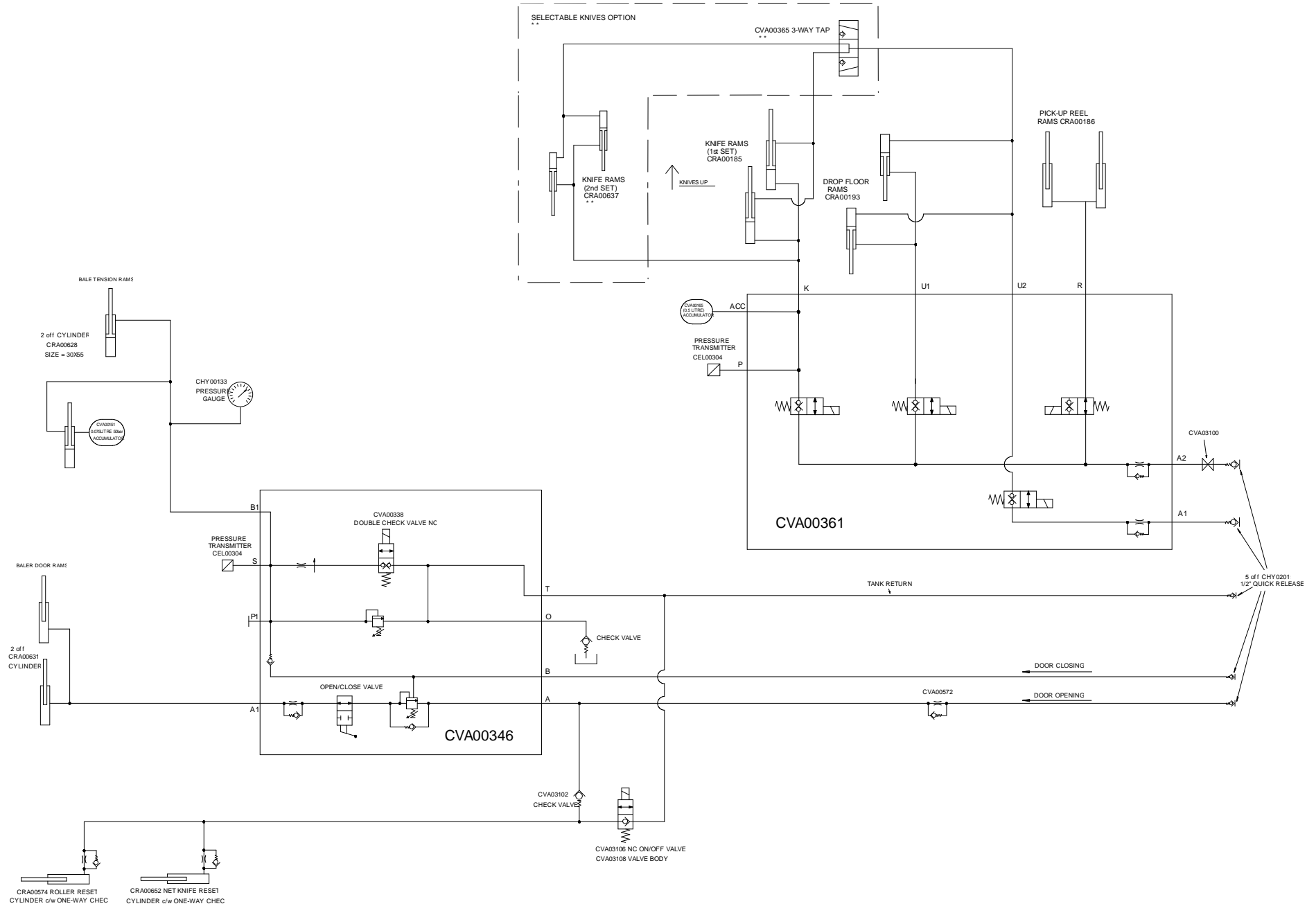
Net tensioner (857)



No.	Part No	Description	Qty
1	ADP00293	NET UNIT COMP POWER STRETCH	1
2	ALA00451	CURVED SPREADER BAR WELD ASSY	1
3	ALA00479	NETTER CLUTCH SHAFT ASSY V660	1
4	ALA00504	FOLDED BRAKE BAR ASSY F5 / V6	1
5	ALA00526	NET BOX BACK PLATE ASSY V6	1
6	ALA00622	NET BAR WELD ASSY V6	1
7	ANT00004	PULLEY WHEEL BELT TENSIONER ASSY	2
<i>INCLUDES ITEMS 10 & 32</i>			
8	CBE00232	BELT SPB 1900	1
9	CBE00233	V-BELT A64	1
10	CBR00020	BEARING 6204 2RS	2
11	CEL00883	JUNCTION BOX ABS PLASTIC GREY (120X120X80)	1
12	CFA00008	NUT M10	2
13	CFA00052	SETSCREW M8X20 Z/P	4
14	CFA01127	SETSCREW M12X45 BUTTON HEAD Z/P	2
<i>REPLACES M12X45 BOLT CFA00079</i>			
15	CFA00100	BOLT M8X40 Z/P	3
16	CFA00102	SETSCREW M8X25 Z/P	3
17	CFA00115	SETSCREW M6X20 Z/P	2
18	CFA00123	NUT M10 NYLOC	10
19	CFA00124	NUT M12 NYLOC	4
20	CFA00131	NUT M6 NYLOC	2
21	CFA00132	NUT M8 NYLOC Z/P	18
22	CFA00133	NUT M8 Z/P	1
23	CFA00138	WASHER FLAT 12MM Z/P	4
24	CFA00139	WASHER FLAT 12MM H/D Z/P	2
25	CFA00144	WASHER FLAT 6MM Z/P	4
26	CFA00147	WASHER FLAT 8MM Z/P	28
27	CFA00156	BOLT M10X55	2
28	CFA00201	WASHER FLAT 10 MM Z/P	20
29	CFA00266	SETSCREW M10X25 Z/P	6
30	CFA00316	BOLT M8X30 Z/P	1
31	CFA00457	D SHACKLE 0.375" GAL	1
32	CFA00458	CIRCLIP 47MM INTERNAL	2
33	CFA00506	SETSCREW M8X20 CUPHEAD SQ ZP	4
34	CFA00591	BOLT M8X25 CUP SQ Z/P	2
35	CFA00670	BOLT M12X55 CUP SQ Z/P	2
36	CFA00766	SETSCREW M8X20 FLANGED DIN6921 Z/P	2
37	CFA00773	BOLT EYE M10X95	2
38	CGD00245	NETTER COVER FLAP ASSY	1
39	CGD00285	WIND GUARD V6 POWER STRETCH NETTER	1
40	CMH00771	BUSH 12X35 STEPPED	2
41	CMH01212	BUSH 10.5X30X36 STEPPED 25	2
42	CMH01362	BUSH 10X25 STEPPED 20	2
43	CPL00115	NET GUIDE STRIP BELT BALER	3
44	CRA00676	GAS STRUT 8/18 95 - 285 - 400N	2
45	CSG00207	SPRING FUSION 2 SIDETIP	1
46	CZB00235	1.5MM L BACK PLATE SPREADER BAR	1
47	CZD00118	4MM L CUT& TIE SPACER	2

No.	Part No	Description	Qty
48	CZF06533	6MM L HINGE PLATE V6	1
49	CZF06535	6MM L HINGE PLATE V6	1
50	CZF06586	6MM TENSIONER BRKT/BOX MOUNT	1

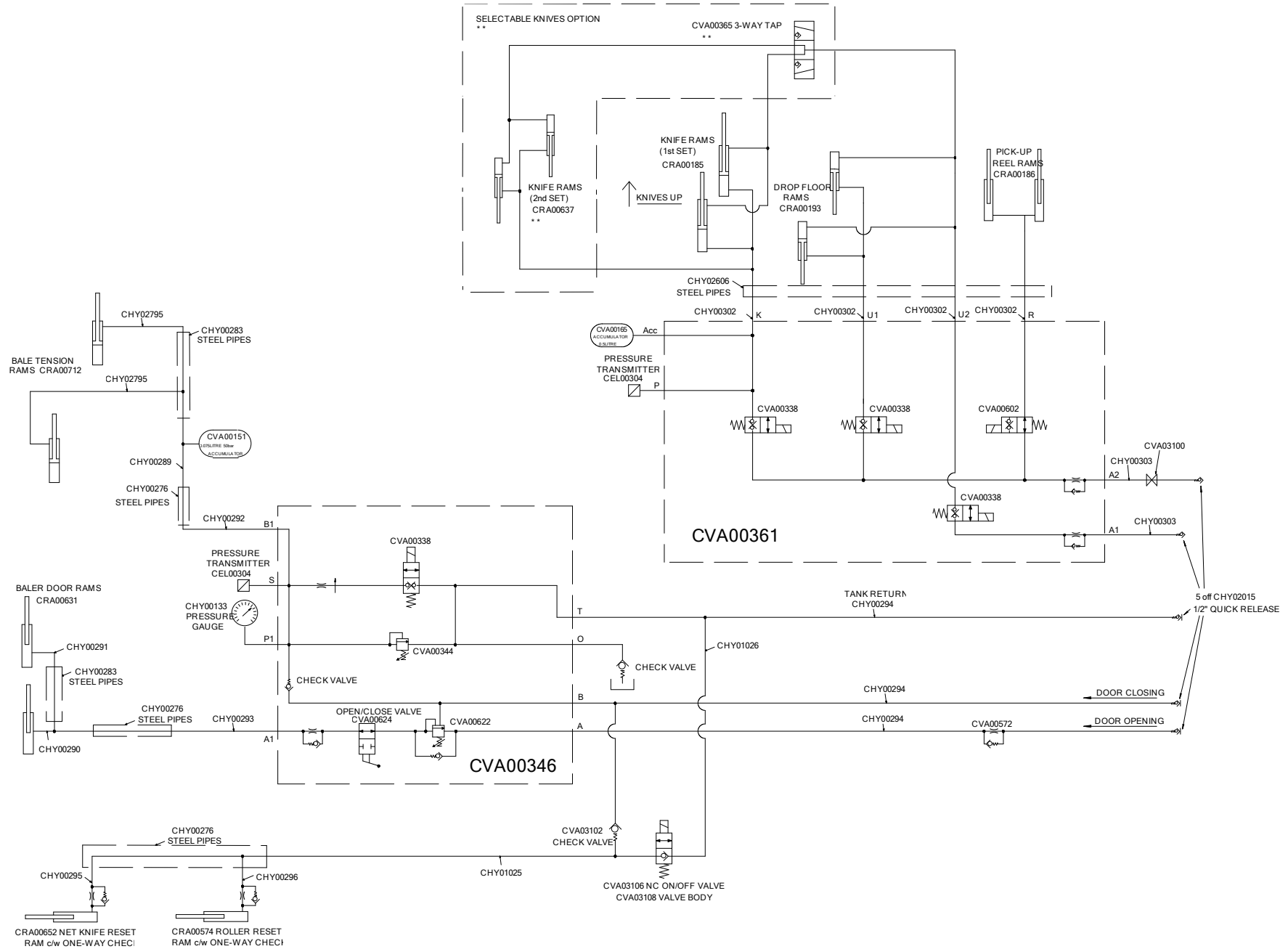
Hydraulic layout V660 [Up to Serial No 802458] (652)



No.	Part No	Description	Qty
1	CEL00304	PRESSURE TRANSMITTER 0-250BAR M12	2
2	CHY00133	GAUGE PRESSURE 63 DIA FLANGE	1
3	CHY02015	QR 1/2" MALE SHIELDED POPPET	5
4	CRA00185	RAM KNIFE ACTUATION BW	2
4	CRA00713	RAM KNIFE CHOPPING ADJ END	2
<i>ALTERNATIVE OPTION (TO CRA00185) WHICH ALLOWS ADJUSTMENT TO SET KNIFE CUTTING HEIGHT</i>			
5	CRA00186	RAM PICKUP BALER	2
6	CRA00193	RAM CHOPPER FLOOR 20X40 BW	2
7	CRA00574	RESET RAM V6	1
<i>ROLLER RESET RAM (SHORT PISTON ROD)</i>			
8	CRA00628	BELT TENSION RAM V6 MK2	2
<i>UP TO SERIAL NO 801283</i>			
8	CRA00712	BELT TENSION RAM V6 MKIII	2
<i>FROM SERIAL NO 801284</i>			
8a	CSE00627	SEAL KIT V6 TENSION RAM INCL PISTON	1
<i>SEAL KIT CSE00155 CAN BE ALSO USED FOR CRA00628 ONLY</i>			
9	CRA00631	DOOR OPEN RAM V6	2
9a	CSE00160	SEAL KIT FOR RAM CRA00631	1
10	CRA00637	RAM 45X20 SELECT KNIFE	2
<i>USED ON SELECTABLE KNIFE MODELS ONLY</i>			
11	CRA00652	RESET RAM V6	1
<i>KNIFE RESET RAM (LONG PISTON ROD)</i>			
12	CVA00151	ACCUMULATOR 0.075 L 50 BAR	1
13	CVA00165	ACCUMULATOR 0.5 LITRE 25 BAR	1
14	CVA00338	VALVE CTE DOUBLE CHECK NC	1
15	CVA00344	VALVE CTE SAE10 RELIEF 220BAR	1
16	CVA00346	DOOR TENSION VALVE V6	1
17	CVA00361	VALVE CTRL FLOOR KNIVES 2011+	1
18	CVA00365	TAP BK3 G1/4 06 1123 1 TA-180	1
19	CVA00572	VALVE CHECK 1/2" 3MM ORIFICE	1
20	CVA03100	VALVE ON/OFF 3/8" BALL TYPE	1
21	CVA03102	VALVE NON RET 1/4" 0.5 BAR	1
22	CVA03106	40L/MIN CTE ON/OFF VALVE NC	1
23	CVA03108	VALVE BODY 2 PORT SIZE 08 ALU	1

No.	Part No	Description	Qty
-----	---------	-------------	-----

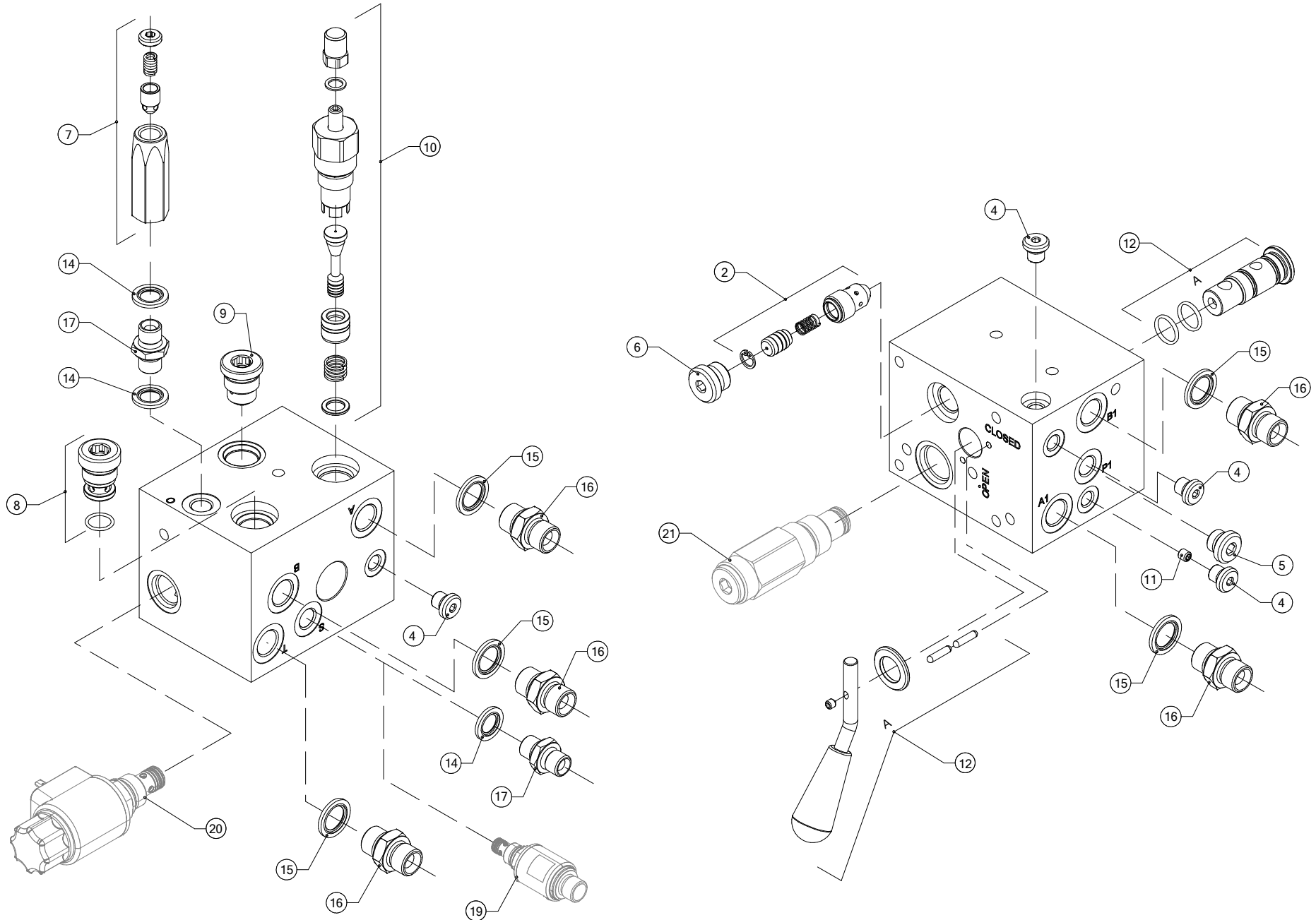
Hydraulic layout V660 [From Serial No 802459+] (957)



No.	Part No	Description	Qty
1	CEL00304	PRESSURE TRANSMITTER 0-250BAR M12	2
2	CHY00133	GAUGE PRESSURE 63 DIA FLANGE	1
3	CHY00276	STEEL PIPE ASSY COMPLETE V6 SERIES	1
4	CHY00283	ASSY STL PIPE BSP V6 SERIES DOOR RAMS	1
5	CHY00289	HOSE BELT BALER STL TO STL PIPE	1
6	CHY00290	HOSE BELT BALER DOOR RAM RT	1
7	CHY00291	HOSE BELT BALER DOOR RAM LT	1
8	CHY00292	HOSE BELT BALER VALVE TO STL PIPE	1
9	CHY00293	HOSE BELT BALER VALVE TO STL PIPE	1
10	CHY00294	HOSE BELT BALER VALVE TO TRACTOR	3
11	CHY00295	HOSE BELT BALER NET KNIFE	1
12	CHY00296	HOSE BELT BALER NET ROLLER	1
13	CHY00302	HOSE BELT BALER REEL VALVE TO STL PIPE	4
14	CHY00303	HOSE BELT BALER REEL VALVE TO TRACTOR	2
15	CHY01025	HYD HOSE V6 ROLLER TRIP TO STEEL PIPE	1
16	CHY01026	HYD HOSE V6 ROLLER TRIP TO TANK	1
17	CHY02015	QR 1/2" MALE SHIELDED POPPET	5
18	CHY02606	PIPE ASSY HYD CHOPPER UNIT	1
19	CHY02795	HA06-1550-WJ-F0600N-F0645N-000	2
20	CRA00185	RAM KNIFE ACTUATION BW	2
21	CRA00186	RAM PICKUP BALER	2
22	CRA00193	RAM CHOPPER FLOOR 20X40 BW	2
23	CRA00574	KNIFE RESET RAM BELT BALER	1
<i>ROLLER RESET RAM (SHORT PISTON ROD)</i>			
24	CRA00631	DOOR OPEN RAM V6	2
24a	CSE00160	SEAL KIT FOR RAM CRA00631	1
25	CRA00637	RAM 45X20 SELECT KNIFE	2
<i>USED ON SELECTABLE KNIFE MODELS ONLY</i>			
26	CRA00652	RESET RAM V6	1
<i>KNIFE RESET RAM (LONG PISTON ROD)</i>			
27	CRA00712	BELT TENSION RAM V6 MKIII	2
27a	CSE00627	SEAL KIT V6 TENSION RAM INCL PISTON	1
<i>SEAL KIT FOR CRA00712</i>			
28	CVA00151	ACCUMULATOR 0.075 L 50 BAR	1
29	CVA00165	ACCUMULATOR 0.5 LITRE 25 BAR	1
30	CVA00338	VALVE CTE DOUBLE CHECK NC	4
31	CVA00344	VALVE CTE SAE10 RELIEF 220BAR	1
32	CVA00346	DOOR TENSION VALVE V6	1
33	CVA00361	VALVE CTRL FLOOR KNIVES 2011+	1
34	CVA00365	TAP BK3 G1/4 06 1123 1 TA-180	1
<i>USED ON SELECTABLE KNIFE MODELS ONLY</i>			
35	CVA00572	VALVE CHECK 1/2" 3MM ORIFICE	1
36	CVA00602	VALVE CTE DOUBLE CHECK NO	1
37	CVA00622	VALVE ASSY OVER CENTRE	1
38	CVA00624	VALVE LEVER SHUT OFF FOR CVA00346	1
39	CVA03100	VALVE ON/OFF 3/8" BALL TYPE	1
40	CVA03102	VALVE NON RET 1/4" 0.5 BAR	1
41	CVA03106	40L/MIN CTE ON/OFF VALVE NC	1
42	CVA03108	VALVE BODY 2 PORT SIZE 08 ALU	1

No.	Part No	Description	Qty
-----	---------	-------------	-----

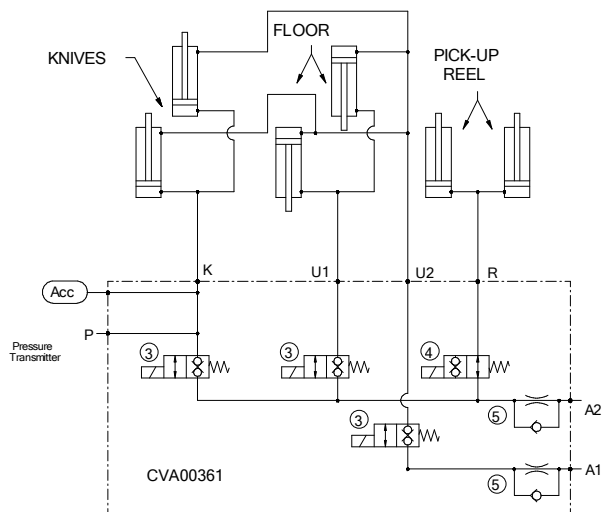
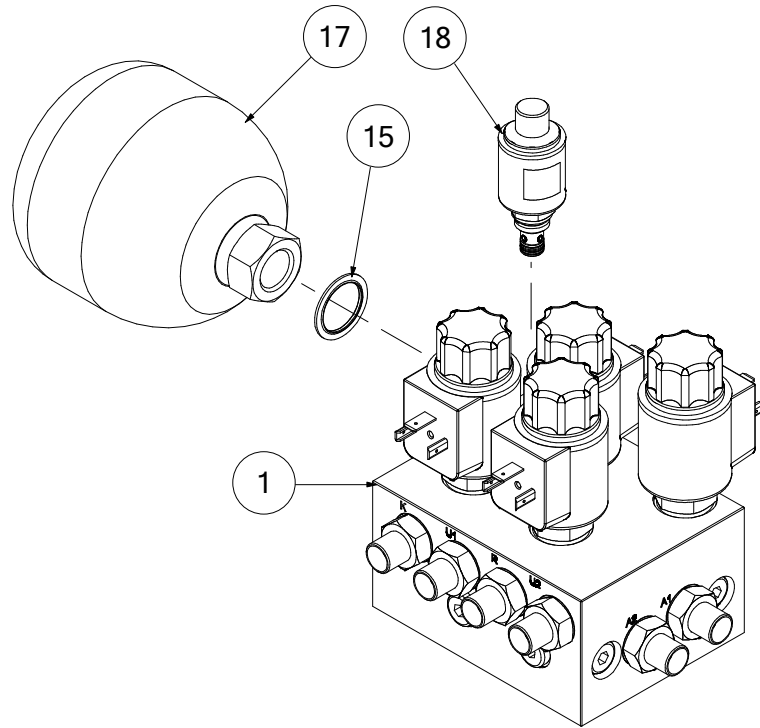
Hydraulic valve door tension (844)



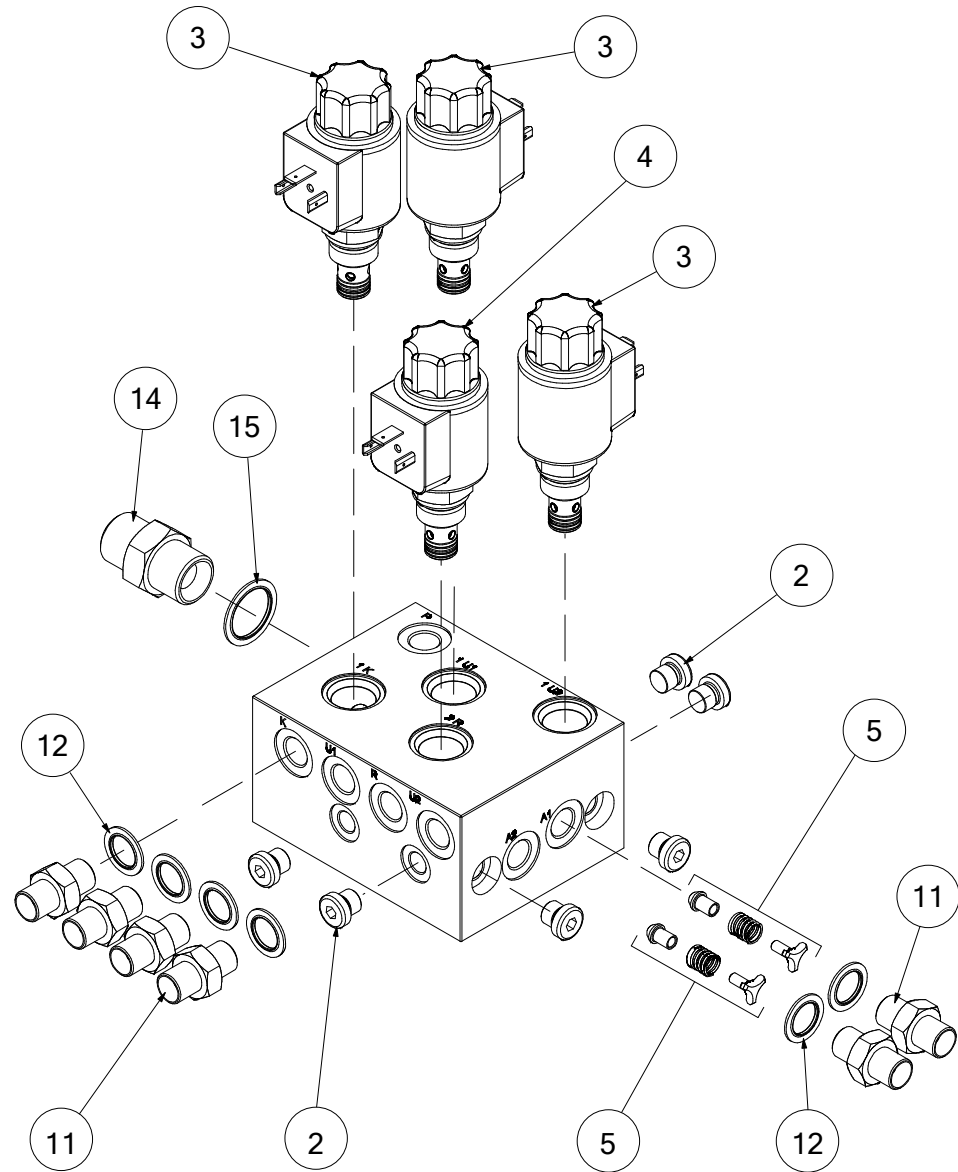
No.	Part No	Description	Qty
0	CVA00346	DOOR TENSION VALVE V6 MK2	1
<i>INCLUDES ITEMS 2 THROUGH 17</i>			
2	CVA00376	COMP FLOW CONTROL 3/8 5LIT	1
4	CVA00553	BLANKING CAP 1/8"	4
5	CVA00176	PLUG BSP 1/4 ALLEN HD +SEAL	1
6	CVA00561	BLANKING CAP 3/8" (OLEOSTAR)	1
7	CVA00619	VALVE CHECK 1/4" 30 BAR	1
8	CVA00620	VALVE CHECK VRR12	1
9	CVA00621	VALVE CHECK VR12	1
10	CVA00622	VALVE ASSY OVER CENTRE	1
11	CVA00623	PLUG ORIFICE M6X6X2.5	1
12	CVA00624	VALVE LEVER SHUT OFF FOR CVA00346	1
14	CHY00015	WASHER DOWTY 1/4"	3
15	CHY00020	WASHER DOWTY 3/8"	5
16	CHY02002	ADAPTOR 3/8" BSP M/M	5
17	CHY02010	ADAPTOR 1/4" BSP M/M	2
19	CEL00304	PRESSURE TRANSMITTER 0-250BAR M12	1
<i>NOT PART OF VALVE ASM - MUST BE ORDERED SEPARATELY</i>			
20	CVA00338	VALVE CTE DOUBLE CHECK NC	1
<i>NOT PART OF VALVE ASM - MUST BE ORDERED SEPARATELY</i>			
21	CVA00344	VALVE CTE SAE10 RELIEF 220BAR	1
<i>NOT PART OF VALVE ASM - MUST BE ORDERED SEPARATELY</i>			

No.	Part No	Description	Qty
-----	---------	-------------	-----

Valve knives & floor [Used on all F5500 & on V660 from Serial No 800276+] (801)



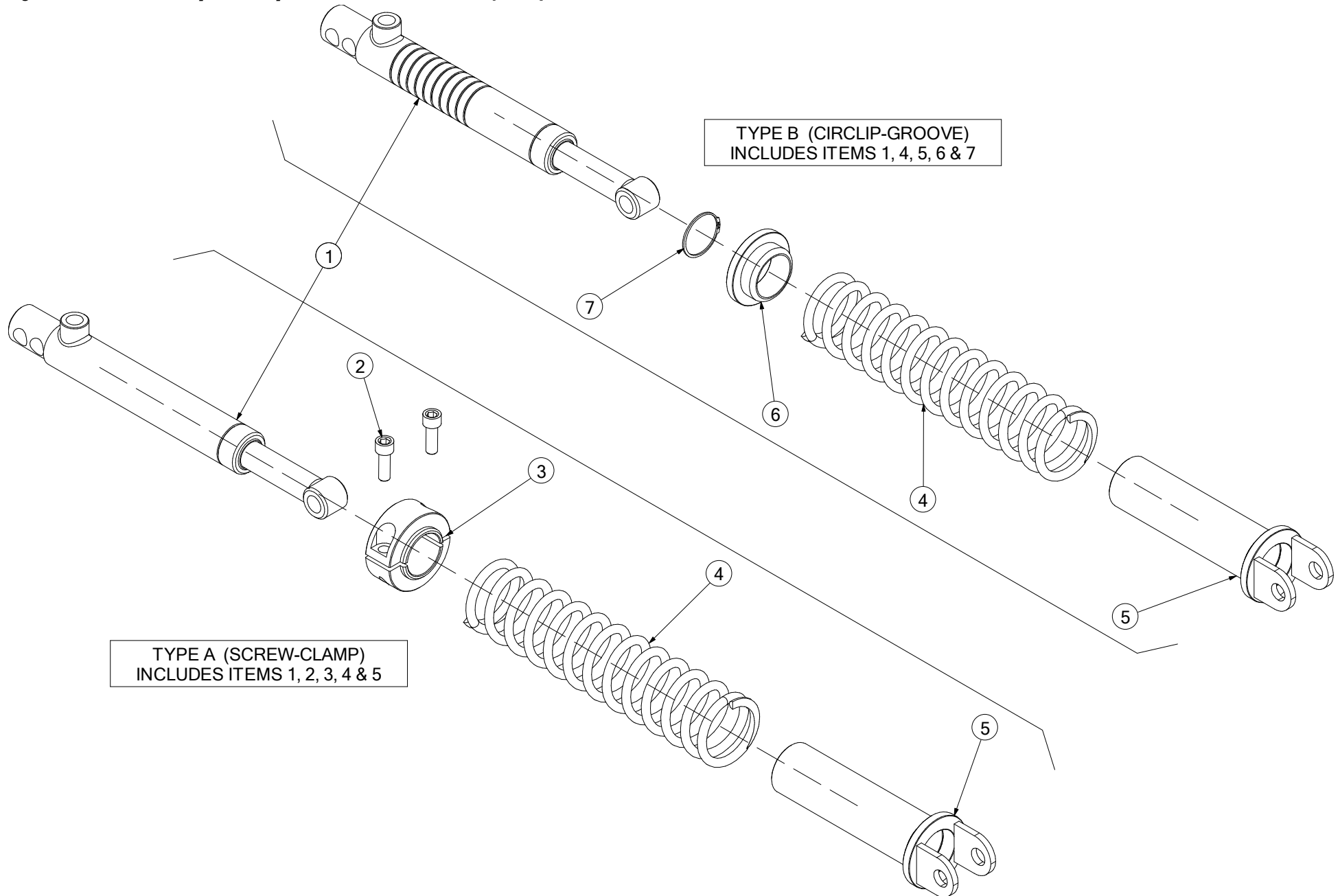
VALVE TORQUE SETTING = 25-30NM



No.	Part No	Description	Qty
1	CVA00361	VALVE CTRL FLOOR KNIVES 2011+	1
<i>INCLUDES ITEMS 2, 3, 4, 5, 11, 12, 14 & 15</i>			
2	CVA00553	BLANKING CAP 1/8"	6
3	CVA00338	VALVE CTE DOUBLE CHECK NC	3
4	CVA00602	VALVE CTE DOUBLE CHECK NO	1
5	CVA00603	VALVE CHECK ASM	2
11	CHY02010	ADAPTOR 1/4" BSP M/M	6
12	CHY00015	WASHER DOWTY 1/4"	6
14	CHY02013	ADAPTOR 1/2" BSP M/M	1
15	CHY00053	WASHER DOWTY 1/2"	2
17	CVA00165	ACCUMULATOR 0.5 LITRE 25 BAR	1
<i>NOT PART OF VALVE ASM - MUST BE ORDERED SEPARATELY</i>			
18	CEL00304	PRESSURE TRANSMITTER 0-250BAR M12	1
<i>NOT PART OF VALVE ASM - MUST BE ORDERED SEPARATELY</i>			

No.	Part No	Description	Qty
-----	---------	-------------	-----

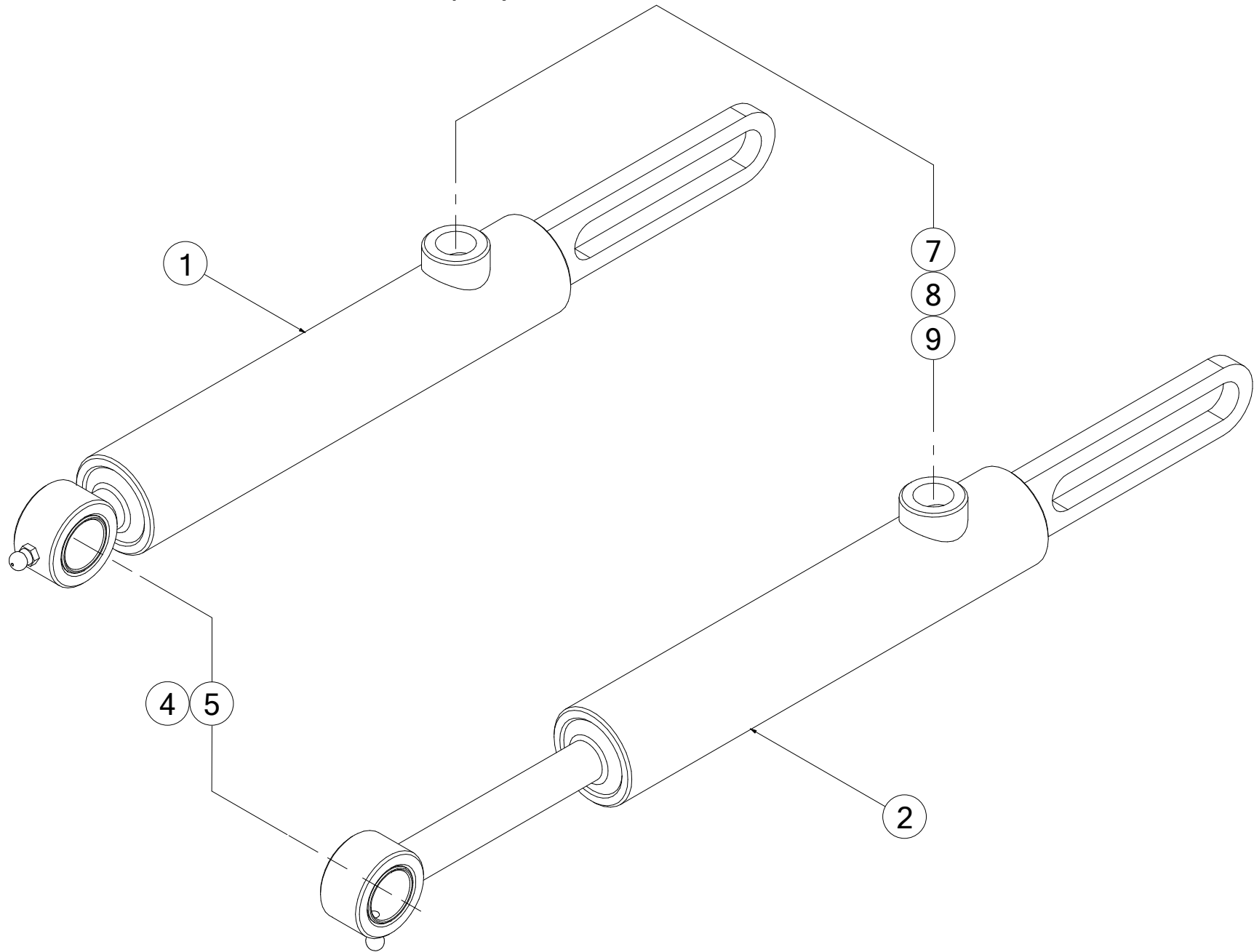
Hydraulic rams pick-up reel CRA00186 (182)



No.	Part No	Description	Qty
1	CRA00186	RAM PICKUP BALER	1
<i>COMPLETE RAM ASSEMBLY (MAY BE TYPE A OR TYPE B) CAN ALSO USE CRA00292 AS A DIRECT REPLACEMENT</i>			
1	CRA00292	RAM PICK UP REEL (CAMLESS)	1
<i>MUST BE USED WITH CAMLESS PICK-UP (CAN ALSO BE USED ON STD PICK-UP INSTEAD OF CRA00186)</i>			
2	CFA00602	SETSCREW M10X30 SOC CAP Z/P	2
<i>RAM TYPE A ONLY</i>			
3	ACH00405	SPRING RETAINER RAM PICKUP	1
<i>RAM TYPE A ONLY</i>			
4	CSG00037	SPRING COMP 8X67X300X14	1
5	ACH00404	SPRING RETAINER PICKUP	1
6	CPT00073	SPRING RETAINER FOR CRA00186	1
<i>RAM TYPE B ONLY</i>			
7	CFA00551	CIRCLIP 40MM EXTERNAL	1
<i>RAM TYPE B ONLY</i>			

No.	Part No	Description	Qty
-----	---------	-------------	-----

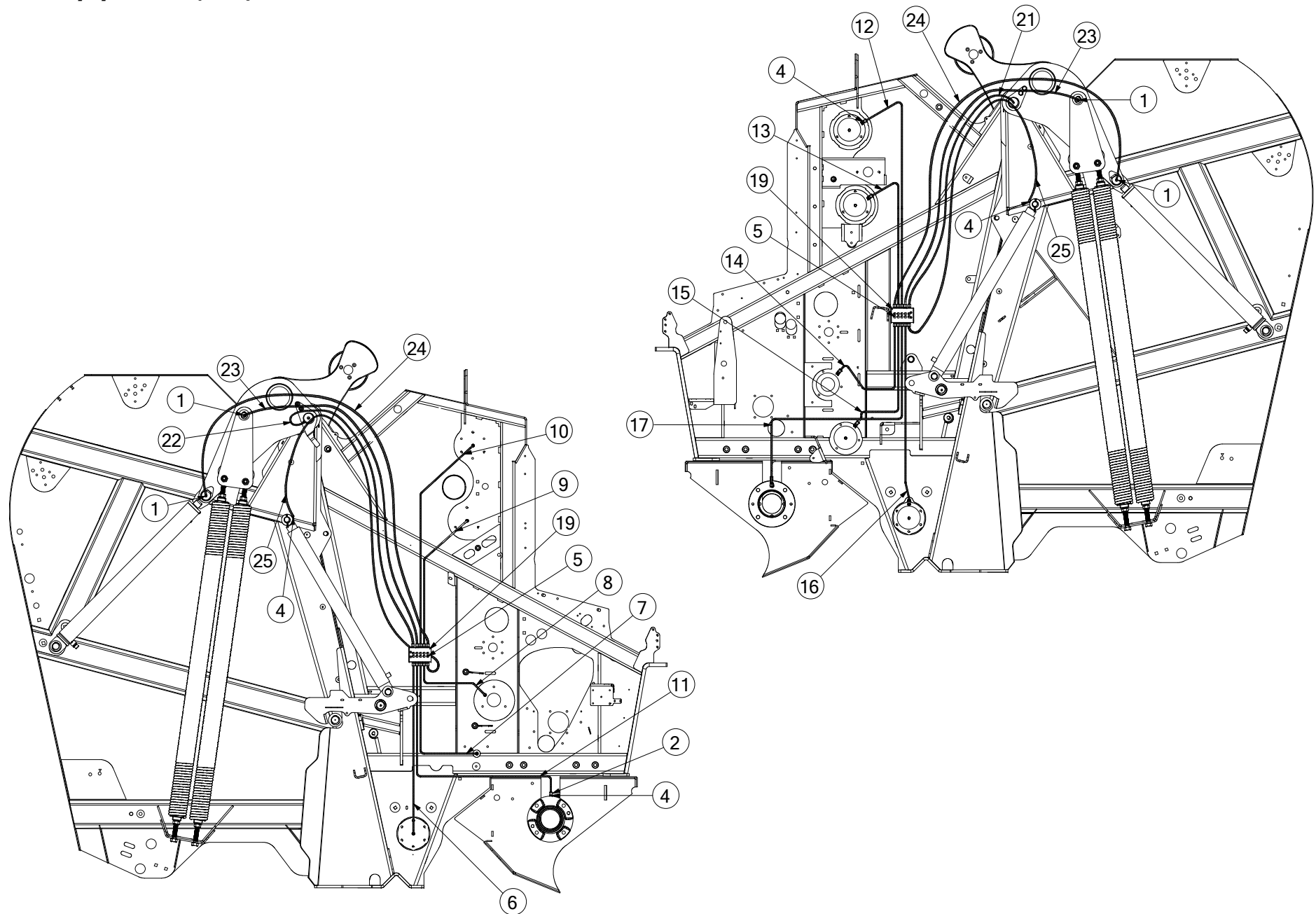
Hydraulic rams - roller & net reset rams (846)



No.	Part No	Description	Qty
1	CRA00574	RAM RESET V6	1
		<i>ROLLER RESET RAM (SHORT PISTON ROD)</i>	
2	CRA00652	RAM RESET V6	1
		<i>KNIFE RESET RAM (LONG PISTON ROD)</i>	
4	CFA00590	GREASE NIPPLE 1/8 BSP ST	1
5	CBR00096	BEARING GLACIER PM 2020 DX	1
7	CHY01055	ADAPTOR M18MX1/4M	1
8	CHY00937	WASHER DOWTY M18	1
9	CVA00625	FLOATING RESTRICTOR 0.7MM	1

No.	Part No	Description	Qty
-----	---------	-------------	-----

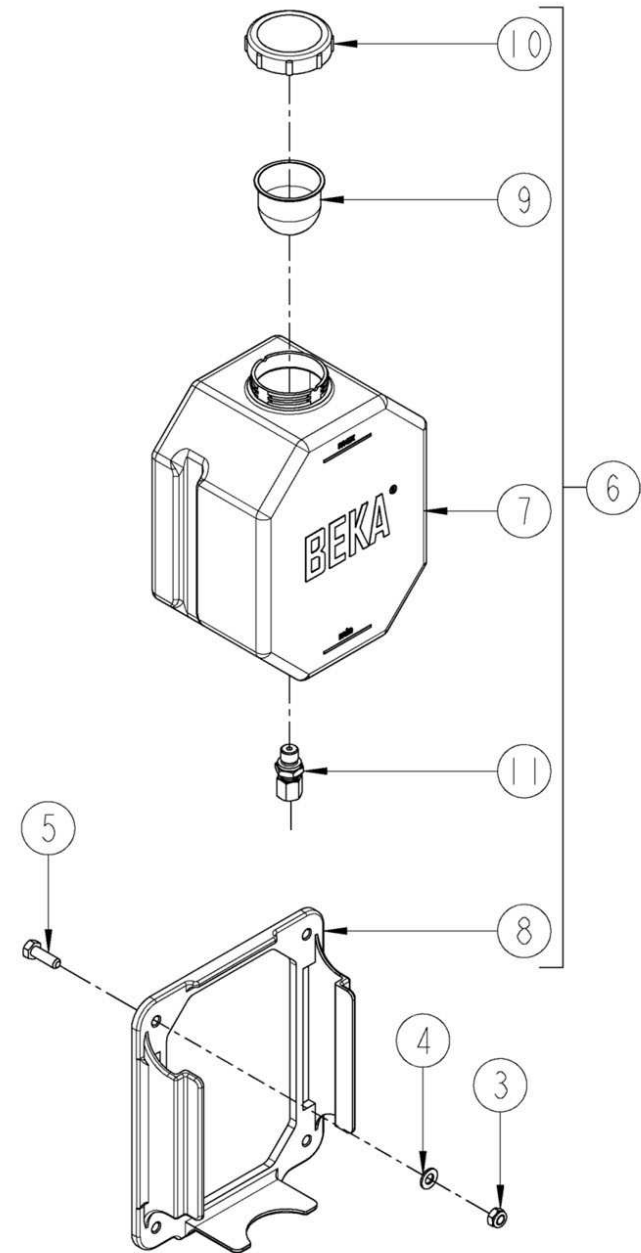
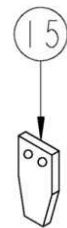
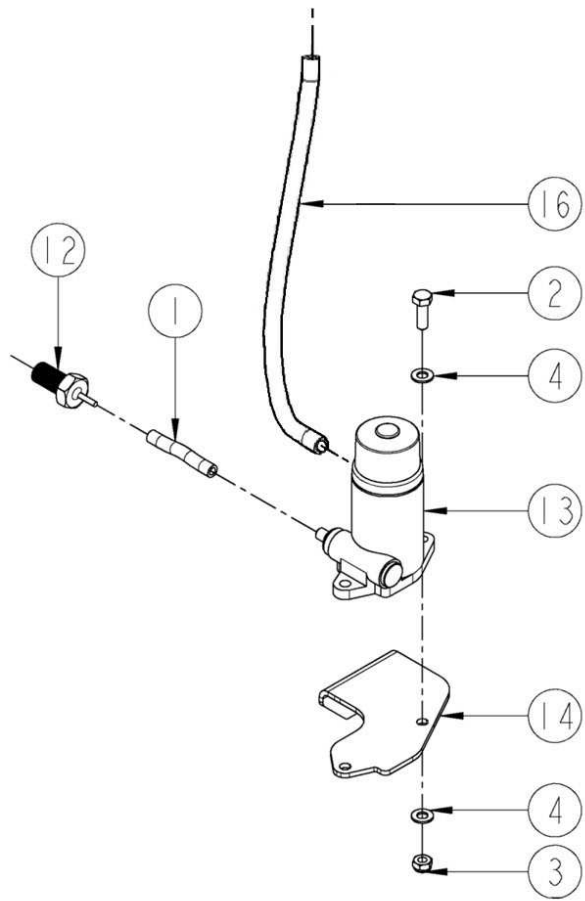
Grease pipes V6 (871)



No.	Part No	Description	Qty
1	CFA00543	6MM X 1/8" 90° GREASE FITTING	4
2	CFA00544	1/8 BSP NUT STL PIPE	40
3	CFA00545	6MM OLIVE STL PIPE	40
4	CFA00549	GREASE FITTING 6MM X 1/8" M/M	36
5	CFA00590	GREASE NIPPLE 1/8" BSP ST	20
6	CHY00264	GREASE PIPE ASSY RT ROLLER 5	1
7	CHY00265	GREASE PIPE ASSY RT ROLLER 4	1
8	CHY00266	GREASE PIPE ASSY RT ROLLER 3	1
9	CHY00267	GREASE PIPE ASSY RT ROLLER 2	1
10	CHY00268	GREASE PIPE ASSY RT ROLLER 1	1
11	CHY00269	GREASE PIPE ASSY RT ROTOR	1
12	CHY00270	GREASE PIPE ASSY LT ROLLER 1	1
13	CHY00271	GREASE PIPE ASSY LT ROLLER 2	1
14	CHY00272	GREASE PIPE ASSY LT ROLLER 3	1
15	CHY00273	GREASE PIPE ASSY LT ROLLER 4	1
16	CHY00274	GREASE PIPE ASSY LT ROLLER 5	1
17	CHY00275	GREASE PIPE ASSY LT ROTOR	1
19	CVA00567	GREASE BLOCK 10 WAY (MANUAL)	2
21	CHY01057	6X1240MM GREASE PIPE FLEX	1
<i>MAIN HINGE PIVOT LH SIDE (FLEX PIPE)</i>			
22	CHY01058	6X1420MM GREASE PIPE FLEX	1
<i>MAIN HINGE PIVOT RH SIDE (FLEX PIPE)</i>			
23	CHY01059	6X1520MM GREASE PIPE FLEX	2
<i>MAIN TENSION SPRING PIVOT (FLEX PIPE)</i>			
24	CHY01060	6X1840MM GREASE PIPE FLEX	2
<i>TENSION ARM RAM PIVOT (FLEX PIPE)</i>			
25	CHY01080	6X2015MM GREASE PIPE FLEX	2
<i>CHAMBER DOOR RAM PIVOT (FLEX PIPE)</i>			

No.	Part No	Description	Qty
-----	---------	-------------	-----

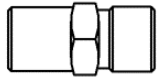
Oil system 1 (619)



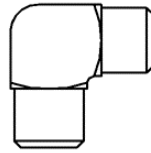
No.	Part No	Description	Qty
1	CBE00172	BEKA OIL PUMP DRIVE LINE PIPE	1
1a	CFA00644	JUBILEE CLIP 13MM-20MM	2
2	CFA00102	SETSCREW M8X25 Z/P	4
3	CFA00132	NUT M8 NYLOC Z/P	8
4	CFA00147	WASHER FLAT 8MM Z/P	12
5	CFA00407	BOLT M8X25 Z/P	4
6	CHY00868	BEKA OIL TANK ASSY	1
7	CHY00869	BEKA OIL TANK	1
8	CHY00870	BEKA OIL TANK BRACKET	1
9	CHY00871	BEKA OIL TANK FILTER	1
10	CHY00872	BEKA OIL TANK CAP	1
11	CHY00873	BEKA OIL TANK FITTING	1
12	CVA00563	BEKA OIL PUMP DRIVE	1
13	CVA00659	BEKA OIL PUMP (8:1 RATIO)	1
		<i>REPLACES CVA00564</i>	
13a	CBC00024	SCREW CAP BLACK FOR CVA00564	1
		<i>REPLACEMENT BLACK SCREW CAP FOR TOP OF BEKA OIL PUMP</i>	
13b	CVA10044	THREADED ADJUSTER BEKA OIL PUMP	1
		<i>REPLACEMENT THREADED ADJUSTER FOR BEKA OIL PUMP</i>	
13c	CVA00573	BEKA OIL PUMP GEARBOX	1
		<i>REPLACEMENT BASE UNIT FOR BOTTOM OF BEKA OIL PUMP</i>	
13d	CVA00574	BEKA OIL PUMP SPUR GEAR	1
		<i>REPLACEMENT SPUR GEAR FOR BEKA OIL PUMP</i>	
14	CZD04357	4MM OIL PUMP BRACKET BELT BALER	1
15	CHY01061	OIL WICK KIT FULL BALER RANGE	1
		<i>CONTAINS 4 SEPARATE WICKS FOR ANY MCHALE BALER MODEL (REPLACES CHY00609 SINGLE WICK)</i>	
16	CHY00892	TUBE 10X8X300 OILER TANK	1
		<i>USED ON F5 & V6 BALERS ONLY</i>	
16	CHY01229	TUBE 10X8X1330MM OILER TANK	1
		<i>USED ON FUSION VARIO ONLY</i>	
16a	CVA10046	PUSH FITTING 10 G 1/8 BEKA OIL PUMP	1
17	CHY02881	POLYAMIDE 4MM FLEXI OILER PIPE	1
17a	CVA10045	PUSH FITTING 4 G 1/8 BEKA OIL PUMP	1

No.	Part No	Description	Qty
-----	---------	-------------	-----

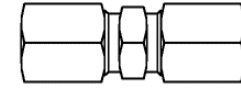
Oil & Grease fittings (553)



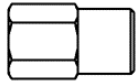
12



13



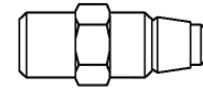
14



15



16



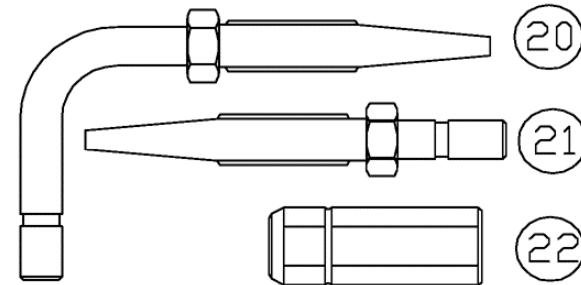
17



18



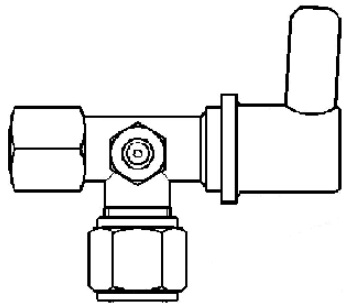
19



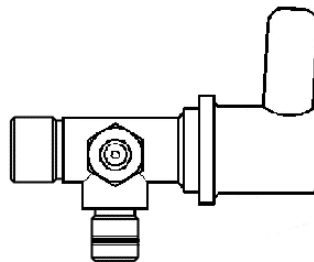
20

21

22



23

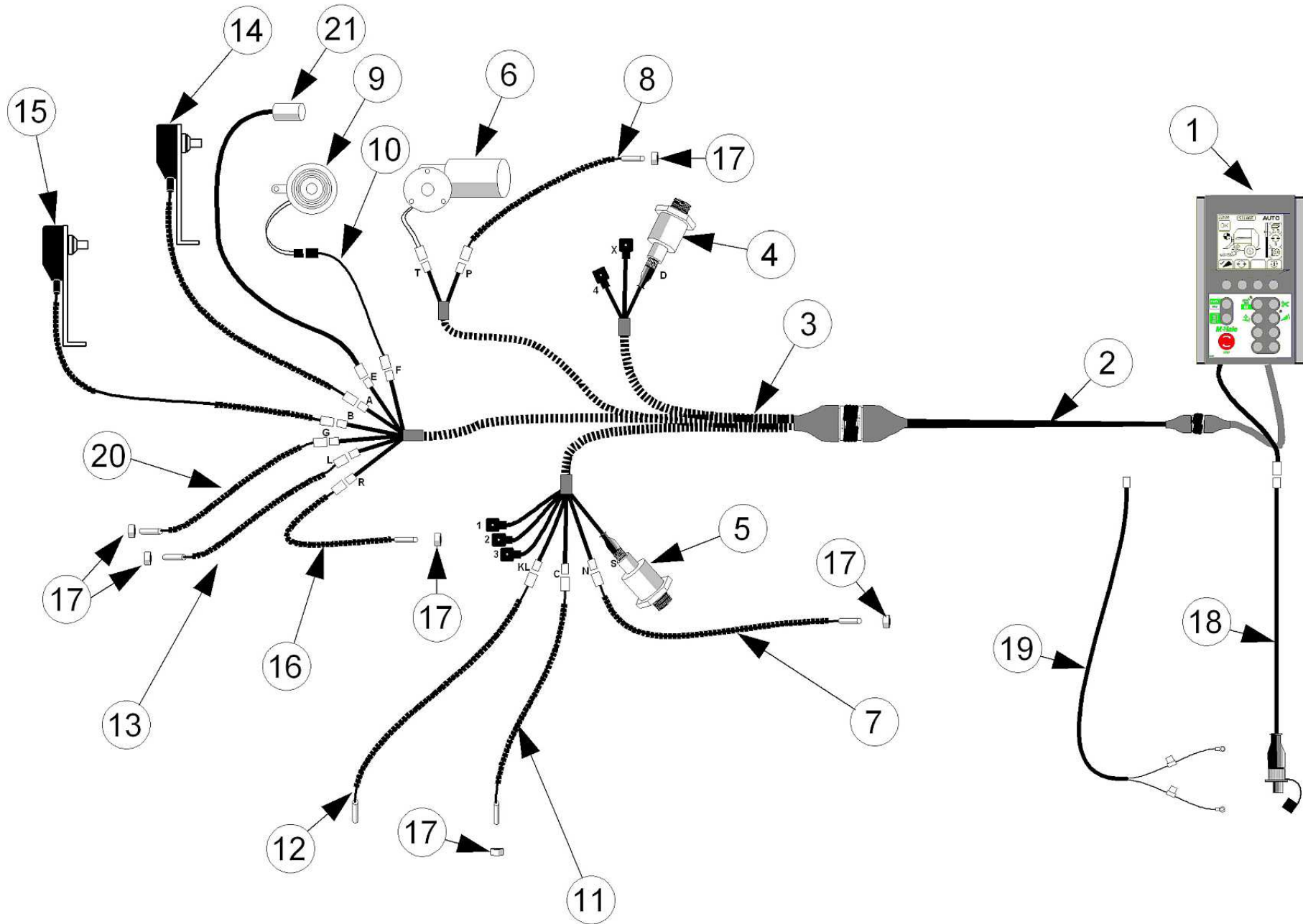


24

No.	Part No	Description	Qty
12	CFA00549	6LL FITTING STRAIGHT	1
13	CFA00543	6LL FITTING ELBOW	1
14	CFA00681	6LL UNION (COMPLETE)	1
15	CFA00682	COMPRESSION NUT	1
16	CFA00544	6LL COUPLING NUT	1
17	CFA00648	CHECK VALVE	1
18	CFA00683	BRASS OLIVE	1
19	CFA00545	STEEL OLIVE	1
20	CHY02323	HOSE STUD ELBOW	1
21	CHY02324	HOSE STUD STRAIGHT	1
22	CHY02325	THREADED SLEEVE	1
23	CHY02612	VALVE SVTE MANUAL GREASE NIPPLE	1
24	CHY02986	VALVE SVTS-350-R1/8 MANUAL GREASE NIPPLE	1

No.	Part No	Description	Qty
-----	---------	-------------	-----

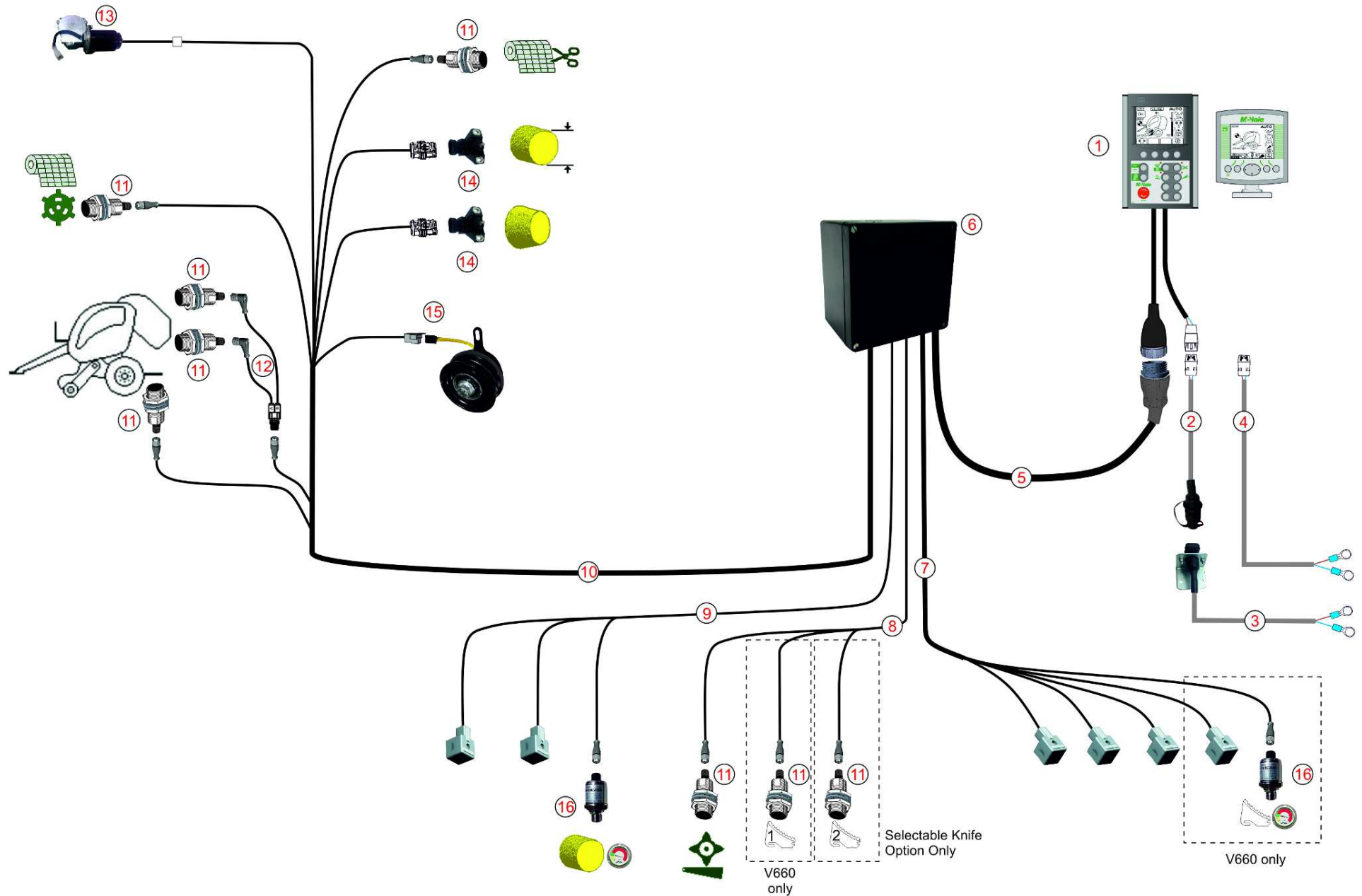
Electrical control [Up to Serial No 801349] (697)



No.	Part No	Description	Qty
1	CEL00675	CONTROL UNIT V660 EXPERT PLUS	1
2	CEL00199	EXTENSION 37 PIN 3.3M	1
2	CEL00314	EXTENSION 37 PIN 4.8M (FOR KOREAN MACHINES)	1
<i>FOR KOREAN MACHINES.</i>			
3	CEL00684	LOOM V660 EXPERT PLUS	1
4	CEL00304	TRANSMITTER PRESSURE M12 (DENSITY)	1
5	CEL00304	TRANSMITTER PRESSURE M12 (KNIFE PRESSURE)	1
6	CEL00648	MOTOR NET UNIT	1
7	CEL00687	SENSOR NET CUT 500MM	1
<i>CEL00215 UNIVERSAL MAGNETIC SENSOR IS A SUITABLE REPLACEMENT FOR THIS PART. ALL McHALE MAGNETIC SEN</i>			
8	CEL00687	SENSOR NET PULSE 500MM	1
<i>CEL00215 UNIVERSAL MAGNETIC SENSOR IS A SUITABLE REPLACEMENT FOR THIS PART. ALL McHALE MAGNETIC SEN</i>			
9	CEL00259	CLUTCH UNIT MAGNETIC 12V	1
10	CEL00211	LOOM CLUTCH NET UNIT	1
11	CEL00686	SENSOR DROP FLOOR UP	1
<i>CEL00215 UNIVERSAL MAGNETIC SENSOR IS A SUITABLE REPLACEMENT FOR THIS PART. ALL McHALE MAGNETIC SEN</i>			
12	CEL00685	SENSOR KNIVES UP 1650MM	1
<i>CEL00215 UNIVERSAL MAGNETIC SENSOR IS A SUITABLE REPLACEMENT FOR THIS PART. ALL McHALE MAGNETIC SEN</i>			
13	CEL00688	SENSOR CHAMBER LOCK 1150MM	1
<i>CEL00215 UNIVERSAL MAGNETIC SENSOR IS A SUITABLE REPLACEMENT FOR THIS PART. ALL McHALE MAGNETIC SEN</i>			
14	CEL00689	POTENTIOMETER DIAMETER	1
15	CEL00694	POTENTIOMETER BALE SHAPE INDICATOR	1
16	CEL00688	SENSOR ROLLER ENGAGE 1150MM	1
<i>CEL00215 UNIVERSAL MAGNETIC SENSOR IS A SUITABLE REPLACEMENT FOR THIS PART. ALL McHALE MAGNETIC SEN</i>			
17	CEL00059	MAGNET 20 X 10 BLACK 260369	6
18	CEL00064	EURO POWER LEAD	1
19	CEL00010	BATTERY TO TRACTOR CAB POWER LEAD	1
20	CEL00710	SENSOR BALE DAMPER V660 2550MM	1
21	CEL00711	SENSOR BALE OVERSIZE V660	1

No.	Part No	Description	Qty
-----	---------	-------------	-----

Electrical control V6 [From Serial No 801350] (868)



No. Part No	Description	Qty
1 CEL00675	CONTROL BOX RDS KIT V660	1
<i>CONTROL BOX USED WITH V660 ONLY</i>		
1 CEL00908	G WIZ CONTROL UNIT V640	1
<i>CONTROL BOX USED WITH V640 ONLY</i>		
2 CEL00064	LOOM COBO WHITE CON EURO LEAD	1
3 CEL00010	EURO SOCKET TO BATT POWER LEAD	1
4 CEL00031	BATTERY POWER LEAD CTRL BOX DIRECT	1
5 CEL00904	V6 MK3 MAIN LOOM	1
6 CEL00883	JUNCTION BOX ABS PLASTIC GREY (120X120X80)	1
7 CEL00906	V6 MK3 KNIFE/FLOOR VALVE LOOM	1
<i>V660 ONLY</i>		
7 CEL00911	V6 MK3 FLOOR VALVE LOOM	1
<i>V640 ONLY</i>		
8 CEL00905	V6 MK3 KNIFE/FLOOR SENSOR LOOM	1
<i>STANDARD V640 & V660</i>		
8 CEL00910	V6 MK3 SELECT KNIFE SENS LOOM	1
<i>SELECTABLE KNIFE MACHINE ONLY</i>		
9 CEL00907	V6 MK3 DENSITY VALVE LOOM	1
10 CEL00909	V6 MK3 CHAMBER LOOM	1
11 CEL00767	SENSOR M18 PROX M12 PLUG	7
<i>QTY IS 6 ON A V640 & 8 ON A V660 WITH SELECTABLE KNIVES</i>		
12 CEL00915	PROXIMITY SENSOR SPLITTER, NPN	1
13 CEL00648	MOTOR NET CUT UNIT	1
14 CEL00785	ANGLE SENSOR 12V 120DEG 0.5-4.5VOLT	2
15 CEL00259	MAGNETIC CLUTCH UNIT 12V	1
16 CEL00304	PRESSURE TRANSMITTER 0-250BAR M12	2
<i>QUANTITY IS 1 ON A V640</i>		

No. Part No	Description	Qty
-------------	-------------	-----

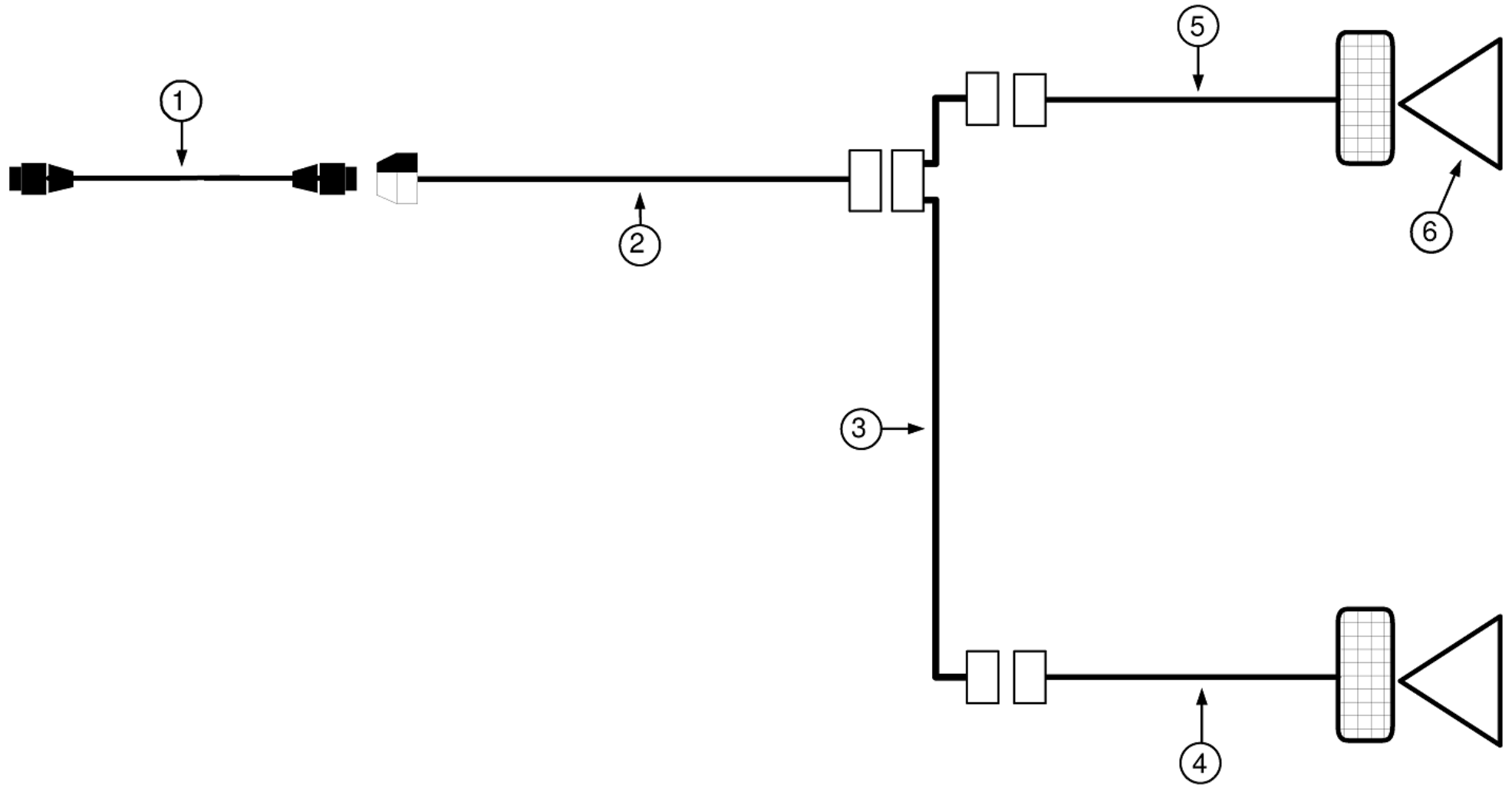
Expert plus control unit (1075)



No.	Part No	Description	Qty
1	CEL00277	CTRL EXPERT PLUS FUSION 2/3	1
1	CEL00647	CTRL EXPERT PLUS FUS 2/3 RECON	1
1	CEL01600	CTRL EXPERT PLUS 3 FUSION	1
1	CEL00675	CTRL EXPERT PLUS V6	1
1	CEL00770	CTRL EXPERT PLUS V6 RECON	1
1	CEL01553	CTRL EXPERT PLUS 3 V6	1
1	CEL00993	CTRL EXPERT PLUS ORBITAL	1
1	CEL00377	CTRL EXPERT PLUS ORBITAL RECON	1
1	CEL01601	CTRL EXPERT PLUS 3 ORBITAL	1
1	CEL00734	CTRL EXPERT PLUS W2020	1
1	CEL00374	CTRL EXPERT PLUS W2020 RECON	1
1	CEL01602	CTRL EXPERT PLUS 3 W2020	1
1	CEL00631	CTRL EXPERT PLUS F5600	1
1	CEL00644	CTRL EXPERT PLUS F5600 RECON	1
1	CEL01555	CTRL EXPERT PLUS 3 F5600 PLUS	1
2	CEL00836	REMOTE HAND CONTROLLER 991/995	1
3	CEL00290	EXPERT PLUS CONTROL BOX SCREEN	1
4	CEL00322	SCREEN PROTECTOR EXPERT PLUS	1
5a	CEL00326	BATTERY EXPERT/EXPERT PLUS	1
5b	CEL00291	BATTERY AUTO BOX	1
6	CEL00365	CTRL UNIT CONNECTOR LOCK RING	1
7	CEL00670	CONTROL UNIT STOP SWITCH	1
8	CEL00671	STOP SWITCH CONTACT BLOCK	1
9	CEL00359	EXPERT PLUS 1 CABLE+PLATE F2/3	1
9	CEL00360	EXPERT PLUS 1 CABLE + PLATE V6	1
9	CEL00384	EXPERT PLUS 3 CABLE+PLATE F2/3	1
9	CEL00385	EXPERT PLUS 3 CABLE+PLATE V6	1
10	CEL00064	LOOM COBO WHITE CON EURO LEAD	1
11	CEL00010	EURO SOCKET TO BATT POWER LEAD	1
12	CEL00254	RDS EXPERT UPLOAD KIT	1
13	CEL00031	BAT POWER LEAD CTRL BOX DIRECT	1
14	CPL00007	VACUUM PAD FLAT BACK	1
15	KST00070	CONTROL UNIT MOUNTING BRACKETS	1
16	CEL00098	CON HSG TAB 2 WAY AMP 180924-0	1
17	CEL00027	TERM CRIMP TAB AMP NO 42565-2	1
18	CEL00382	EXPERT PLUS 1 KEYPAD MEMBRANE	1
18	CEL00383	EXPERT PLUS 3 KEYPAD MEMBRANE	1
19	CEL01603	OVERLAY EXPERT PLUS 3 V6	1
19	CEL01604	OVERLAY EXPERT PLUS 3 F5600/PLUS	1
19	CEL01605	OVERLAY EXPERT PLUS 3 FUSION	1
19	CEL01606	OVERLAY EXPERT PLUS 3 ORBITAL	1
19	CEL01607	OVERLAY EXPERT PLUS 3 W2020	1
20	CEL00343	OVERLAY EXPERT PLUS F560	1
20	CEL00344	OVERLAY EXPERT PLUS FUSION 2	1
20	CEL00345	OVERLAY EXPERT PLUS V660	1
20	CEL00995	OVERLAY EXPERT PLUS ORBITAL	1
20	CEL01577	OVERLAY EXPERT PLUS W2020	1
21	CEL00325	SPEAKER EXPERT PLUS	1

No.	Part No	Description	Qty
22	CEL00368	EPROM EXPERT PLUS	1
22	CEL00398	EPROM CANBUS EXPERT PLUS 1	1
<i>USED ON FUSION 2 BARREL WRAP (NRF) EXPERT PLUS CONTROL BOX ONLY</i>			
23	CEL01626	RUBBER USB COVER EXPERT PLUS 3	1
24	CEL00945	USB MEMORY DRIVE 2GB	1
25	CEL00665	RADIO REMOTE RECEIVER	1
26	CEL00012	REMOTE RECEIVER	1
27	CEL00122	CON 9 WAY D PLUG MALE	1
28	CEL00315	PLUG 9 WAY D-TYPE (10 PACK)	1
29	CEL00316	BACKSHELL 9 WAY D-TYPE	1
30	CEL00664	REMOTE HAND PIECE R/C	1
31	CEL00013	REMOTE HAND PIECE	1

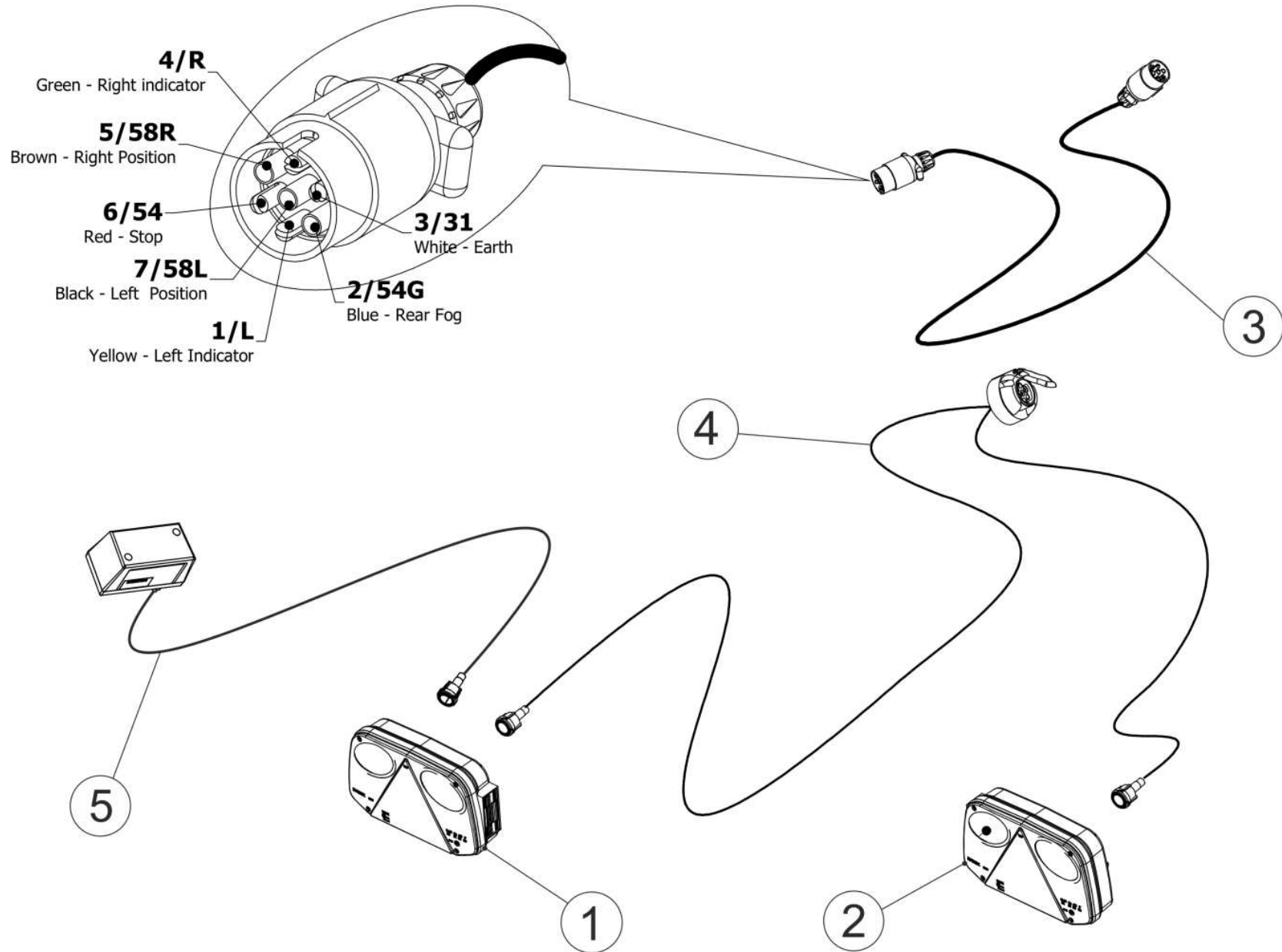
Electrical lighting kit [Used on V6 up to Serial No 801988] (197)



No.	Part No	Description	Qty
1	CEL00218	3M M/M 7PIN CABLE PLUG	1
2	CEL00603	5.7M LIGHTING LOOM F550	1
3	CEL00604	LIGHTING LOOM REAR F550	1
4	CEL00182	LAMP F550 REAR LEFT	1
5	CEL00181	LAMP F550 REAR RIGHT	1
6	CEL00077	REFLECTOR REAR TRIANGULAR	2

No.	Part No	Description	Qty
-----	---------	-------------	-----

Electrical lighting kit [From Serial No 801989] (907)



No.	Part No	Description	Qty
0	CEL00943	ELECTRICAL LIGHTING KIT- RADEX <i>INCLUDES ITEMS 1 THROUGH 4</i>	1
1	CEL00700	TAIL LIGHT RADEX LEFT <i>COMPLETE LIGHT UNIT LHS</i>	1
1a	CEL00788	LIGHT LENS RADEX 2800 LHS <i>LENS ONLY LHS</i>	1
1b	CEL00951	RADEX RED PLUG KIT (LEFT) <i>KIT CONTAINS CONNECTOR, HANDLE, CABLE-PROTECTION & 5x CRIMP TERMINALS</i>	1
2	CEL00701	TAIL LIGHT RADEX RIGHT <i>COMPLETE LIGHT UNIT RHS</i>	1
2a	CEL00787	LIGHT LENS RADEX 2800 RHS <i>LENS ONLY RHS</i>	1
2b	CEL00950	RADEX GREEN PLUG KIT (RIGHT) <i>KIT CONTAINS CONNECTOR, HANDLE, CABLE-PROTECTION & 5x CRIMP TERMINALS</i>	1
3	CEL00765	LIGHTING LOOM EXTENSION	1
3a	CEL01505	LIGHT LOOM ADAPTER (AMERICA) <i>USED TO CONNECT LIGHTING ON MACHINES WITHIN THE USA & CANADA</i>	1
3b	CEL01587	7 PIN LIGHTING PLUG SAE J560	1
4	CEL00944	LIGHTING LOOM V6	1
5	CEL00720	REG PLATE LIGHT 900MM (RADEX) <i>OPTIONAL STANDARD MACHINES (CEL00972 CAN BE USED AS A DIRECT ALTERNATIVE)</i>	1
5	CEL00972	REG PLATE LIGHT 1300MM (RADEX) <i>OPTIONAL GERMAN MACHINES</i>	1

No.	Part No	Description	Qty
-----	---------	-------------	-----

Decals 1 (755)

Keep clear of the machine while working.

(CST00014)

Keep hands clear of rotating rollers.

(CST00017)

Keep hands out of crush area.

(CST00019)

Check wheel nuts daily.

(CST00020)

Lifting-eye/ lift-hook location.

(CST00032)

Grease daily.

(CST00060)

Do not dismantle. High pressure always.

(CST00056)

Do not stand on the platform when machine is moving or working.

(CST00107)

Keep clear of pickup area with machine/engine running.

(CST00108)

Read instruction manual before use.

(CST00110)

Avoid hydraulic fluid escaping under pressure.

(CST00111)

Remove key from tractor before performing maintenance.

(CST00113)

No.	Part No	Description	Qty
1	CST00014	DECAL WARNING!ROTATING ELEMENT	1
2	CST00017	DECAL ROTATING ELEMENTs 214	4
3	CST00019	DECAL CRUSHED HAND	2
4	CST00020	DECAL CHECK WHEEL NUTS	2
5	CST00032	DECAL LIFTING HOOK	4
6	CST00060	DECAL GREASE GUN	6
7	CST00056	DECAL ACCUMULATOR WARNING	1
8	CST00107	DECAL NO STANDING ON PLATFORM	1
9	CST00108	DECAL ROTATING PICK UP REEL	2
10	CST00110	DECAL READ MANUAL	1
11	CST00111	DECAL HYDRAULIC WARNING	1
12	CST00113	DECAL REMOVE KEY	1

No.	Part No	Description	Qty
-----	---------	-------------	-----

Decals 2 (756)



Close protective covers before operating the machine.

(CST00114)



Slowly release hydraulic pressure before carrying out maintenance.

(CST00115)



Ensure tyre pressure is at 1.38 BAR (20 P.S.I.).

(CST00119)



Keep hands out of crush area between roller & chassis rail.

(CST00120)



Maximum hydraulic pressure & PTO speed.

(CST00121)



General Warnings!

(CST00134)



Ensure that bystanders are outside the “**danger zone**” before operating tailgate.

(CST00140)



To avoid injury stay clear of the “**danger zone**” while machine is operating.

(CST00141)



Never adjust or reach into the netter unless the PTO has been disengaged and tractor shut down.

(CST00142)



Stay clear of rotating PTO shaft. Entanglement in rotating drive line can cause serious injury or death.

(CST00143)



Crush Hazard. Keep hands clear of rotating elements.

(CST00144)

No.	Part No	Description	Qty
1	CST00114	DECAL CLOSE PROTECTIVE COVERS	2
2	CST00115	DECAL ACCUMULATOR PRESSURE	1
3	CST00119	DECAL TYRE PRESSURE	2
4	CST00120	DECAL CRUSHED HAND	2
5	CST00121	DECAL OIL PRESSURE/PTO RPM	1
6	CST00134	DECAL GENERIC WARNINGS	1
7	CST00140	DECAL MAN CAUGHT IN DOOR	2
8	CST00141	DECAL DRAWBAR SWING	1
9	CST00142	DECAL HAND IN CHAIN SPROCKET	3
10	CST00143	DECAL MAN CAUGHT IN PTO	1
11	CST00144	DECAL HAND ENTRAPMENT 231	2

No.	Part No	Description	Qty
-----	---------	-------------	-----

Decals 3 (895)



Disconnect the power supply and turn off the tractor if welding or working on the electrical system.

(CST00145)



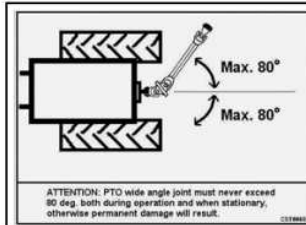
To avoid injury stay clear of tailgate while it is being raised and lowered.

(CST00146)



The control lever operating the pick-up reel should be in the 'float' position.

(CST00609)



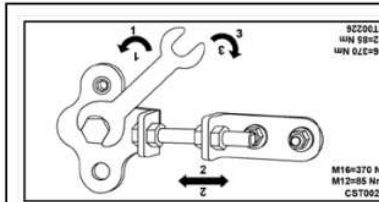
The PTO wide angle joint must never exceed 80°, or permanent damage may result.

(CST00658)



Always lock the tailgate in place before working on the open bale chamber.

(CST00675)



Belt alignment decal.

(CST00226)



McHale logo.

(CST00676)



Wheel direction.

(CST00711)

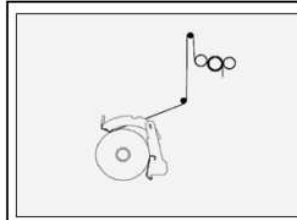
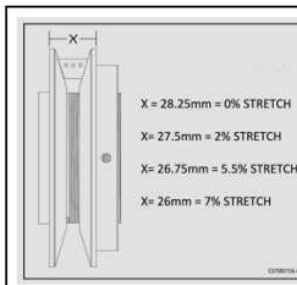


Diagram of net path through feeding rollers.

(CST00713)




Variable pulley settings to adjust the tension of the net.
(From Serial No. 800350)

(CST00716)

No.	Part No	Description	Qty
1	CST00145	DECAL DISCONNECT POWER SUPPLY	1
2	CST00146	DECAL MAN BEHIND BALER	2
3	CST00609	DECAL REEL FLOTATION	1
4	CST00658	DECAL PTO MAX OPERATING ANGLE	1
5	CST00675	DECAL DOOR SAFETY TAP V660	3
6	CST00226	BELT ALIGNMENT DECAL V6	2
7	CST00676	MCHALE LOGO BACK PANEL V660	1
8	CST00711	DECAL WHEEL ROTATION	2
9	CST00713	DECAL NET PATH	1
10	CST00716	DECAL NET PULLEY ADJ SCALE	1

No.	Part No	Description	Qty
-----	---------	-------------	-----

Decals 4 (799)




Return line must be a Freeflow return to tank

(CST00006)




Remove knives with the correct tool & wear protective gloves.

(CST00112)



Knife release lever position, horizontal-locked, vertical-unlocked. Standard knives

(CST00118)




Knife release lever position, horizontal-unlocked, vertical-locked. German knives

(CST00606)




Model Series

(CST00674)



McHale panel LH

(CST00677)



McHale panel RH

(CST00678)



Do not stand decal

(CST00803)

No.	Part No	Description	Qty
1	CST00006	DECAL FREEFLOW RET TO TANK	1
2	CST00112	DECAL WARNING!SHARP KNIVES	2
3	CST00118	DECAL KNIFE LOCK POSITION	1
4	CST00606	DECAL GERMAN KNIFE LOCK	1
<i>GERMAN KNIVES ONLY - UP TO SERIAL No 802638</i>			
5	CST00674	V660 SILVER PANTONE DECAL	3
6	CST00677	DECAL RECESS LHS V660	1
7	CST00678	DECAL RECESS RHS V660	1
8	CST00803	DO NOT STAND DECAL	3

No.	Part No	Description	Qty
-----	---------	-------------	-----